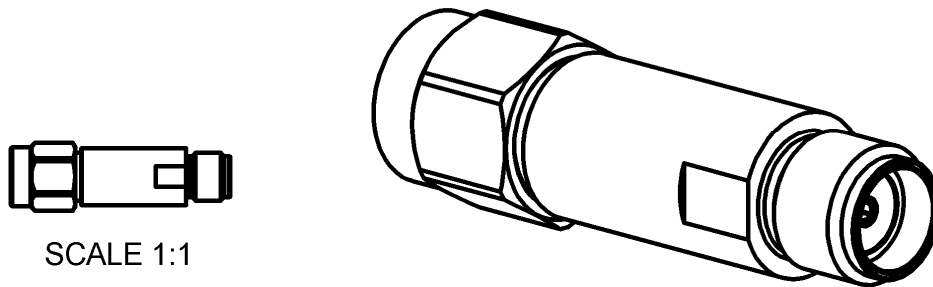
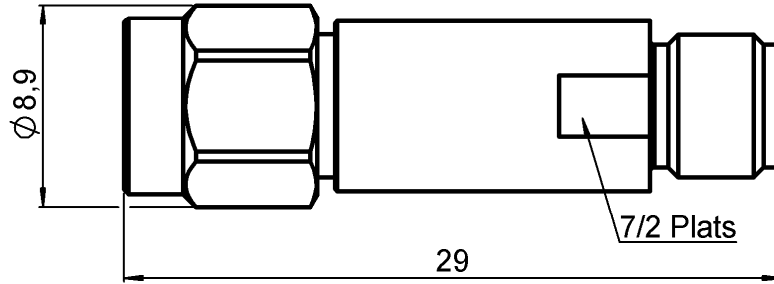
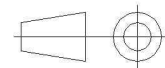


SMA ATTENUATOR
50 DB 4GHZ 2W

R413.850.115
Series : ATTENUATOR



All dimensions are in mm.



COMPONENTS	MATERIALS	PLATING(μm)
BODY	STAINLESS STEEL	
MALE CENTER CONTACT	BERYLLIUM COPPER	GOLD 2.5 OVER NICKEL 1
FEMALE CENTER CONTACT	BERYLLIUM COPPER	GOLD 2.5 OVER NICKEL 1
OUTER CONTACT		
INSULATOR	PTFE	
GASKET	SILICONE RUBBER	
SUBSTRATE	ALUMINA	
RESISTOR	THIN FILM	
OTHERS PARTS		

Issue : 0838 A

In the effort to improve our products, we reserve the right to make changes judged to be necessary.

SMA ATTENUATOR
50 DB 4GHZ 2W

R413.850.115
Series : ATTENUATOR

ELECTRICAL CHARACTERISTICS

Frequency (GHz)	DC - 4
V.S.W.R (≤)	1.15
Deviation(±dB)	2.0

Operating Frequency Range	DC - 4	GHz
Impedance	50	Ω
Nominal Attenuation	50	dB
Peak power at 25°C (1μs, 1%)	100	W
Average power at 25°C	2	W (Free Air Cooled)
		W (Conduction Cooled)

MECHANICAL CHARACTERISTICS

Connectors	SMA	Male Female	MIL-C 39012
Weight	7,1760 g		

ENVIRONMENTAL CHARACTERISTICS

Operating temperature range	-55 /+125 °C
Storage temperature range	-55 /+125 °C



SPECIFICATION

OTHER CHARACTERISTICS

Issue : 0838 A

In the effort to improve our products, we reserve the right to make changes judged to be necessary.

