

General Specifications

Motor Protection:

Auto Restart/Polarity Protection

Insulation Resistance:

10M Ω or over with a DC500V Megger

Dielectric Withstand Voltage: AC 700V 1s

Allowable Ambient Temperature Range:

-10°C ~ +70°C (Operating)

-40°C ~ +70°C (Storage)

(non-condensing environment)

Expected Life

Failure Rate: 10%

40°C 70,000 Hours

Material

Casing : Plastic (Black) UL94V-0 ①

Impeller : Plastic (Black) UL94V-0 ②

Bearing : Ball Bearing

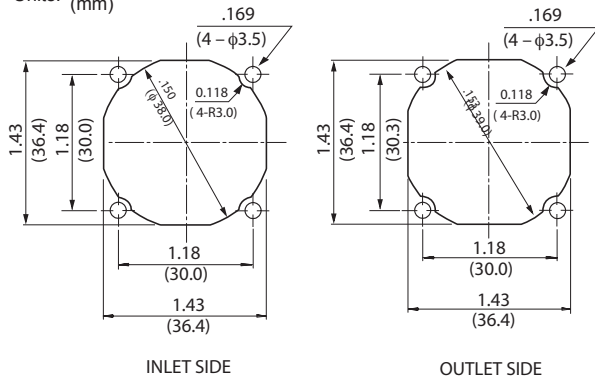
Lead Wire : UL10368 or UL1061, AWG 26,
+Red, -Black ④ ⑤

Tach Sig. : White ⑥

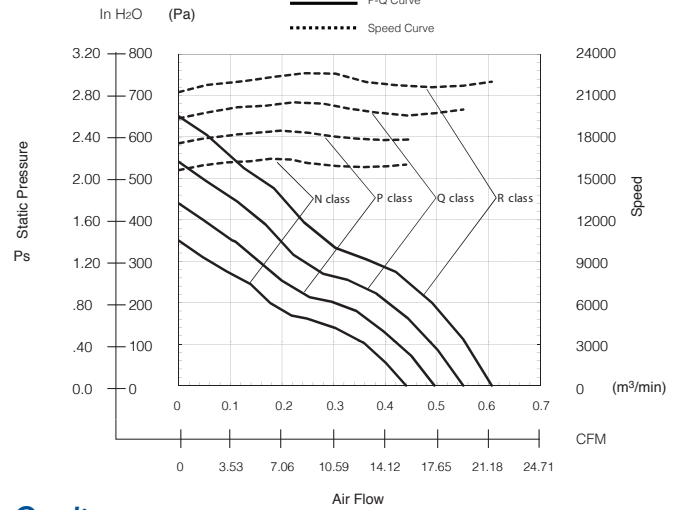
PWM Control : Brown ⑦

Panel Cut-Outs

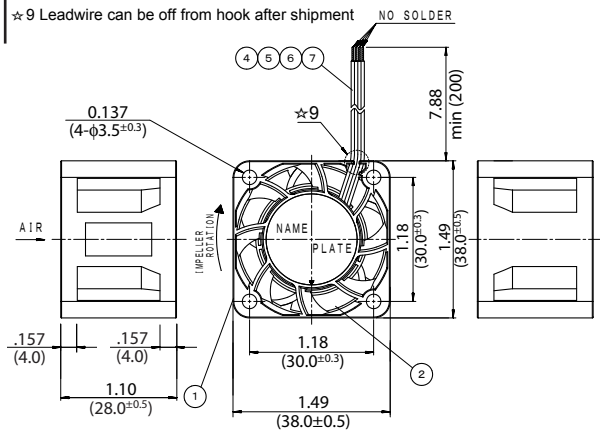
Units: $\frac{\text{inch}}{\text{mm}}$



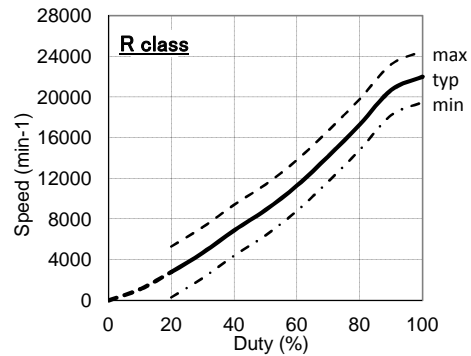
Characteristic Curves



Outline



Reference PWM Duty Vs. Speed Curve



Specifications

MODEL	Rated Voltage	Operating Voltage	Current	Input Power	Speed	Max. Air Flow		Max. Static Pressure		Noise	Mass
	(V)	(V)	(A) ^{*1}	(W) ^{*1}	(min ⁻¹) ^{*1}	CFM ^{*1}	(m ³ /min) ^{*1}	in H ₂ O	(Pa) ^{*1}	(dB) ^{*1}	(g)
03828DA-12N-AU-00	12	10.8 ~ 13.2	0.30	3.60	16000	15.5	0.44	1.40	350	49.0	47
03828DA-12P-AU-00	12	10.8 ~ 13.2	0.37	4.44	18000	17.6	0.50	1.76	440	52.0	47
03828DA-12Q-AU-00	12	10.8 ~ 13.2	0.49	5.88	20000	19.4	0.55	2.16	540	55.0	47
03828DA-12R-AU-00	12	10.8 ~ 13.2	0.63	7.56	22000	21.5	0.61	2.60	650	58.0	47

Rotation: Clockwise

Airflow Outlet: Air Out Over Struts

*1: Average Values in Free Air