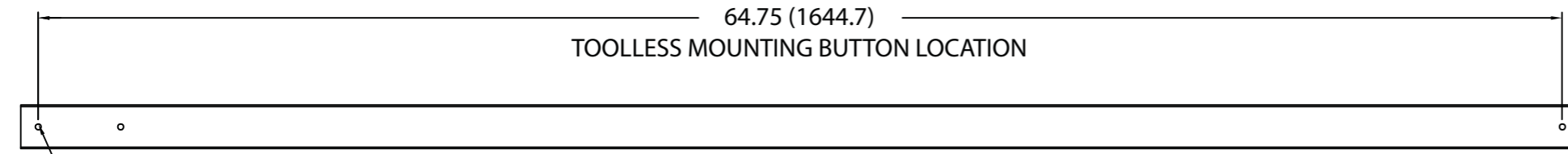


THIS COPY IS PROVIDED ON A RESTRICTED BASIS AND IS NOT TO BE USED IN ANY WAY DETRIMENTAL TO THE INTERESTS OF PANDUIT CORP.

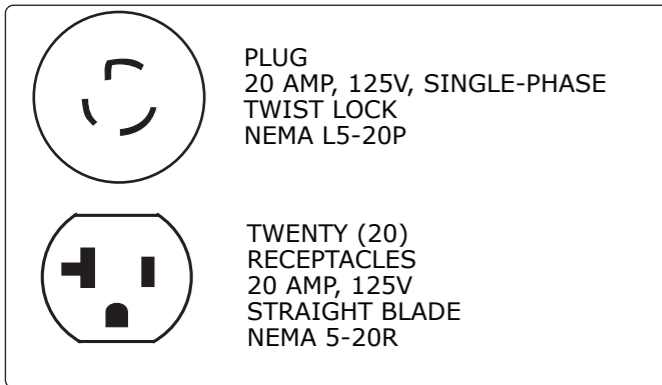
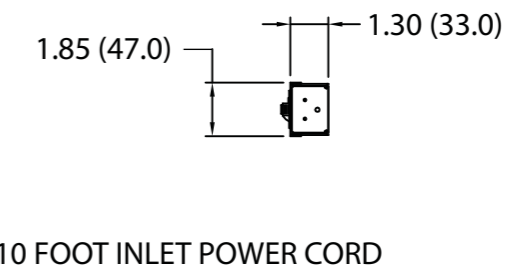
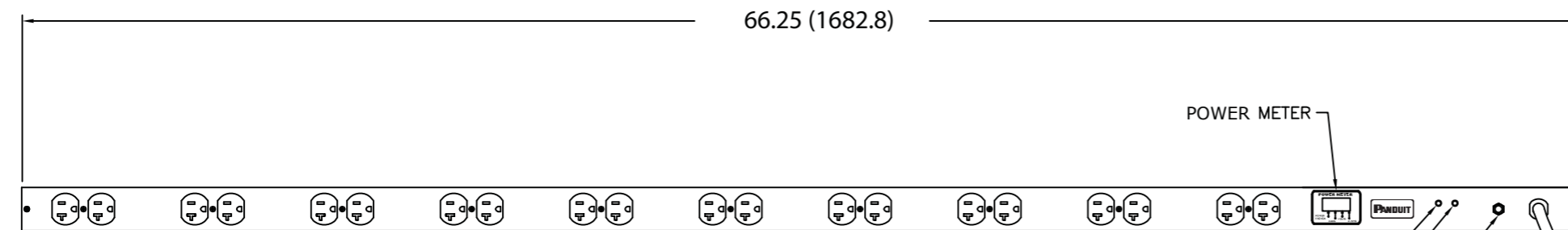
PANDUIT P/N	WEIGHT
CMRPSV20STLM	13 lb (5.9 kg)

NOTES:

- IDENTIFICATION: VERTICAL, (20) 5-20R, METERED  
120V / 20A / SINGLE-PHASE POU  
  
PART NO. CMRPSV20STLM      COLOR BLACK
- ACCESSORY COMPONENTS:  
(4) #10-32 x 1/2" MOUNTING SCREWS  
(4) #12-24 x 1/2" MOUNTING SCREWS  
(2) #10-32 LOCKING COLLAR SCREWS  
(2) L-BRACKETS
- DIMENSIONS IN PARENTHESES ARE METRIC (mm).
- POWER METER - RED, 4-DIGIT LED CONTINUOUSLY SCROLLS THROUGH POWER FACTOR, AMPS, VOLTS (RMS), AND REAL POWER IN WATTS (RMS).
- SURGE SUPPRESSION UP TO 330V OR 720 JOULES.
- UL® & c-UL® LISTED 1950.
- RoHS COMPLIANT.
- VISIT OUR ON-LINE CATALOG AT WWW.PANDUIT.COM FOR A CURRENT LIST OF PRODUCTS APPLICABLE FOR USE WITH THIS PART.
- MAXIMUM AVAILABLE INPUT POWER = 1.9 KW
- INSTALLATION SHALL COMPLY WITH ALL APPLICABLE NATIONAL, STATE, AND LOCAL CODES.



TOOLLESS MOUNTING  
BUTTON 2X



REV	DATE	BY	CHK	DESCRIPTION	ECN	R	CUST	SUP	OTH
01A	9-13-12	PIP	MRWA	A. ADDED NOTE #10.	09V098YP				
00A	10-26-11	MRWA	KRKE	RELEASED TO PRODUCTION	09V098YP				

MODEL FILENAME	09V098YP/01.PRT
CAD FILENAME/LAYERS	09V098YP_DC/01A.PRT
<b>PANDUIT</b> CORP TINLEY PARK, ILLINOIS	
VERTICAL, (20) 5-20R, METERED POWER OUTLET UNIT CUSTOMER DRAWING	
UNLESS OTHERWISE SPECIFIED, DIMENSIONAL TOLERANCES ARE: INCHES X.X +/- 0.03 [METRIC - MILLIMETER] X.X +/- 0.8 ANGLE X.XX +/- 0.015 X.XX +/- 0.4 X.XXX +/- 0.005 X.XX +/- 0.13 +/- 1°	
UNLESS OTHERWISE SPECIFIED, ALL DIMENSIONS ARE GIVEN IN INCHES, THIRD ANGLE PROJECTION	SCALE NONE
DRAWN BY MRWA	MAT'L:
DATE 10-26-11	DWG NO. 09V098YP
CHK'D KRKE	DWG SIZE B