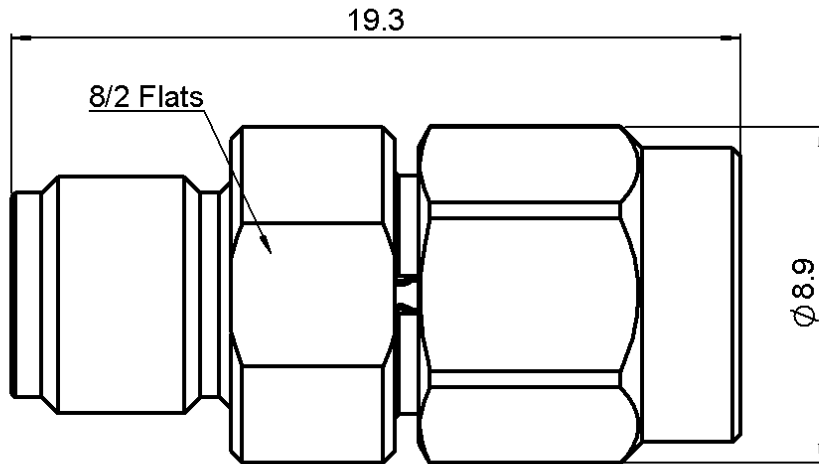
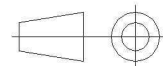
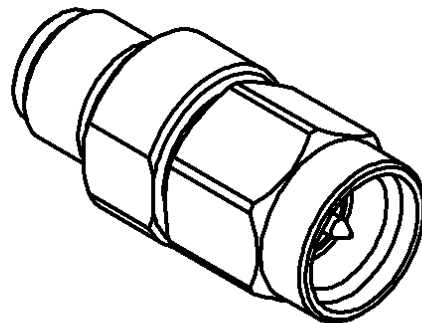


SMA ATTENUATOR
12 DB 18 GHZ 2W

R411.812.121
Series : ATTENUATOR



SCALE 1/1



All dimensions are in mm.

COMPONENTS	MATERIALS	PLATING(μm)
BODY MALE CENTER CONTACT FEMALE CENTER CONTACT OUTER CONTACT INSULATOR GASKET SUBSTRATE RESISTOR OTHERS PARTS	STAINLESS STEEL BERYLLIUM COPPER BERYLLIUM COPPER PTFE SILICONE RUBBER ALUMINA THIN FILM	PASSIVATION GOLD 2.5 OVER NICKEL 1 GOLD 2.5 OVER NICKEL 2

Issue : 0835 C

In the effort to improve our products, we reserve the right to make changes judged to be necessary.



SMA ATTENUATOR
12 DB 18 GHZ 2W

R411.812.121
Series : ATTENUATOR

ELECTRICAL CHARACTERISTICS

Frequency (GHz)	DC - 4	4 - 8	8 - 12.4	12.4 - 18
V.S.W.R (≤)	1.15	1.20	1.25	1.35
Deviation(±dB)	0.40	0.40	0.40	0.90

Operating Frequency Range	DC - 18	GHz
Impedance	50	Ω
Nominal Attenuation	12	dB
Peak power at 25°C (1μs, 1%)	100	W
Average power at 25°C	2	W (Free Air Cooled)
		W (Conduction Cooled)

MECHANICAL CHARACTERISTICS

Connectors	SMA	Male Female	MIL-C 39012
Weight	4,4920 g		

ENVIRONMENTAL CHARACTERISTICS

Operating temperature range	-55 /+125 °C
Storage temperature range	-55 /+125 °C



SPECIFICATION

OTHER CHARACTERISTICS

Issue : 0835 C

In the effort to improve our products, we reserve the right to make changes judged to be necessary.

