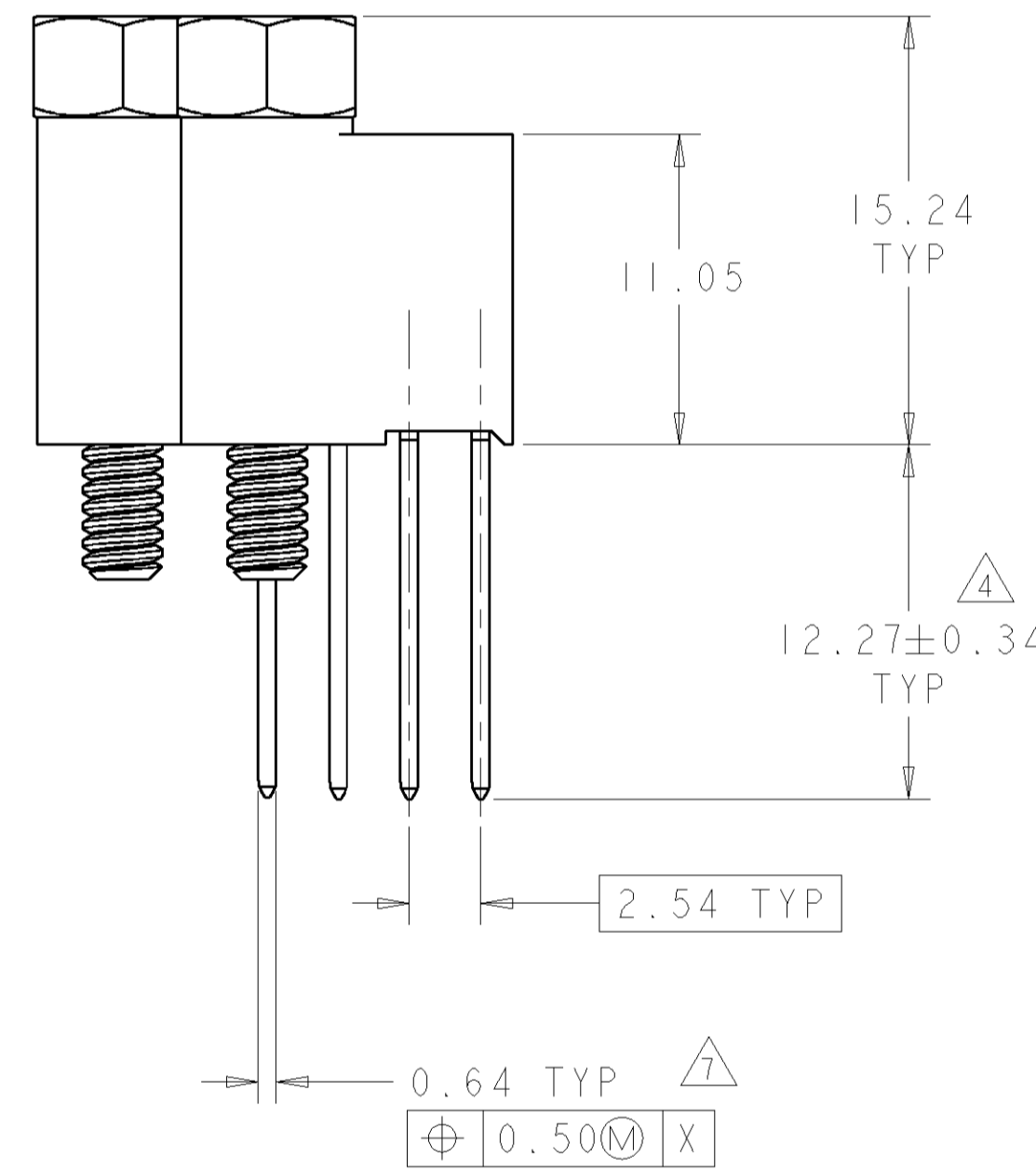
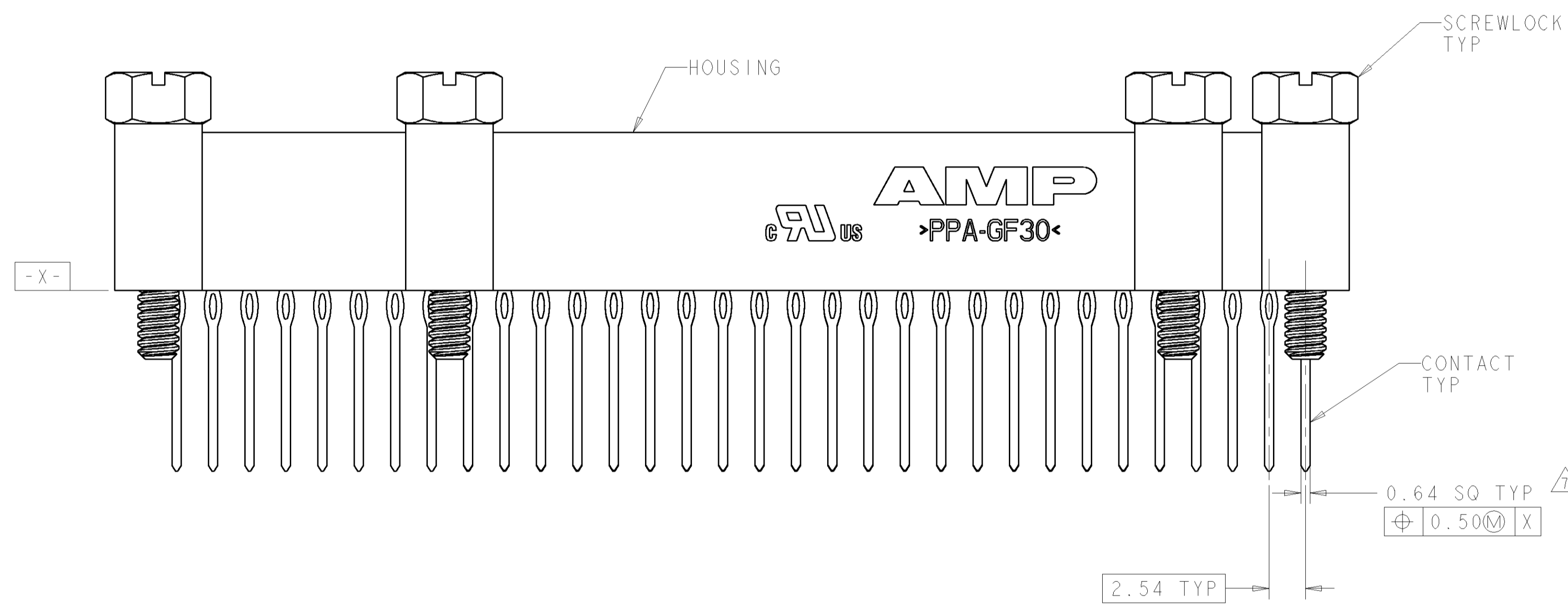
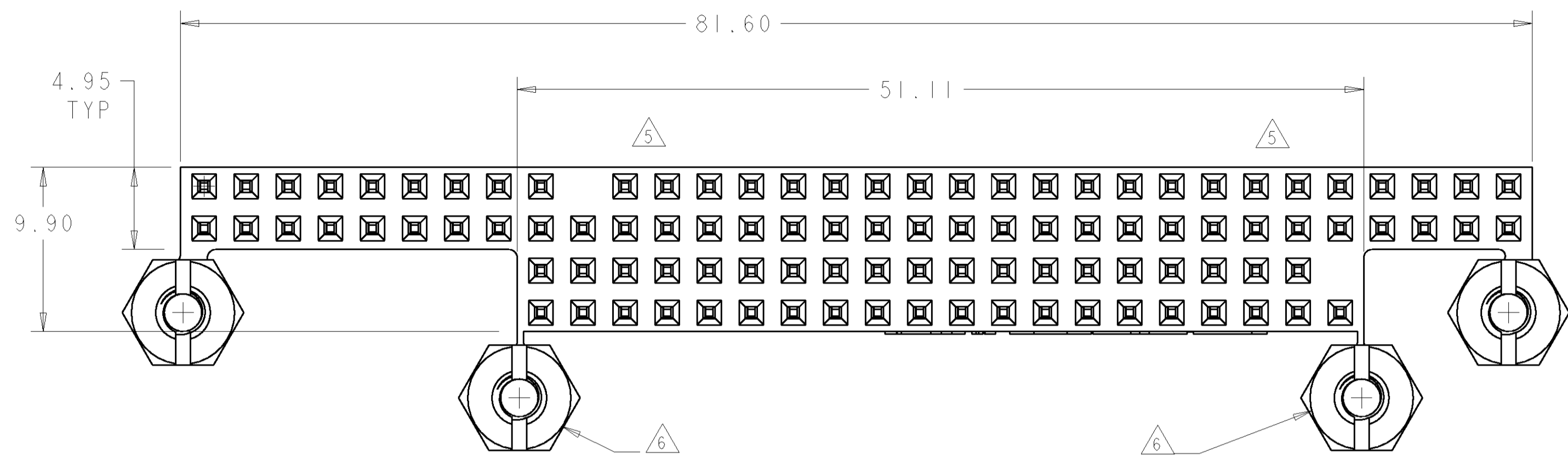
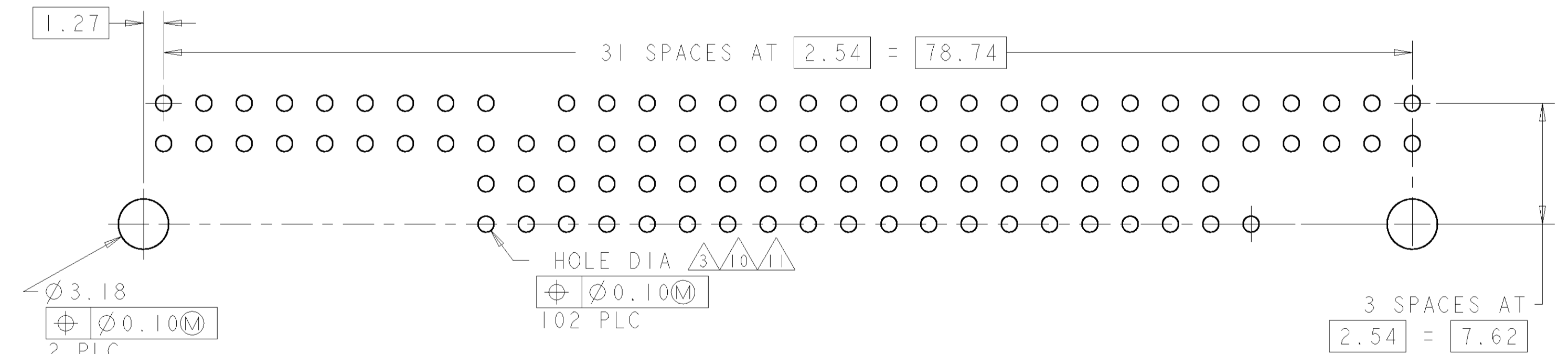



LOC		DIST		REVISIONS			
AD	00	P	LTR	DESCRIPTION	DATE	DWN	APVD
		D		063C-0184-05	31AUG2005	RB	JO
		E		ECO-06-7871	28SEP2006	MB	JO
		F		ECO-07-006955	09APR2007	RB	JO



- △ HOUSING: HIGH TEMPERATURE, GLASS FILLED NYLON, COLOR: BLACK.  
CONTACTS: PHOSPHOR BRONZE.  
SCREWLOCKS: STEEL.
- △ CONTACTS: 0.00038 MIN GOLD ON MATING RECEPTACLE END, 0.00013 MIN GOLD ON REMAINDER, ALL OVER 0.00127 NICKEL.  
SCREWLOCKS: CLEAR CHROMATE OVER ZINC.
- △ PCB HOLE RECOMMENDATIONS:  
A. DRILL HOLE DIAMETER TO BE 1.15±0.02.  
B. PLATING TO BE 0.005 MIN TIN-LEAD OVER 0.025-0.075 COPPER.  
C. RECOMMENDED FINISH HOLE SIZE IS 1.03±0.08.
- △ DIMENSION AFTER SEATING TO PCB.
- △ NO CONTACT IN THIS POSITION, FOR PART NUMBER 1375791-1 & -3, ONLY
- △ BREAK-AWAY SCREWLOCK/STANDOFF.
- △ POSITION TOLERANCE APPLIES AFTER CONNECTOR IS PRESSED ONTO PC BOARD.
- △ CONTACTS: 0.00038 MIN GOLD ON MATING RECEPTACLE END, 0.00254-0.00508 MATTE TIN ON COMPLIANT AREA, 0.000130 MIN GOLD ON REMAINDER, ALL OVER 30:0.00127 NICKEL.  
SCREWLOCKS: CLEAR CHROMATE OVER ZINC.)
- △ TO BE USED ON SILVER IMMERSION PLATED PCB'S (NOTE 10).
- △ PCB HOLE RECOMMENDATIONS FOR SILVER IMMERSION PLATING:  
A. DRILL HOLE DIAMETER TO BE 1.20±0.02.  
B. PLATING TO BE 0.0001524-0.0004064 SILVER OVER 0.0508±0.0254 COPPER.  
C. RECOMMENDED FINISH HOLE SIZE IS 1.10-1.19.
- △ PCB HOLE RECOMMENDATIONS FOR ENIG PLATING:  
A. DRILL HOLE DIAMETER TO BE 1.20±0.02.  
B. PLATING TO BE 0.000051-0.000127 GOLD OVER 0.00305-0.00610 NICKEL ALL OVER 0.0508±0.0254 COPPER.  
C. RECOMMENDED FINISH HOLE SIZE IS 1.10-1.19.
- △ TO BE USED ON STANDARD PCB (NOTE 3) OR ENIG PLATED PCB (NOTE 11).



RECOMMENDED PCB LAYOUT FOR 1375791-1 & -3



RECOMMENDED PCB LAYOUT FOR 1375791-2 & -4

FINISH	KEYED CIRCUITS	PART NO
△ 9	NO	1375791-4
△ 9	YES △ 5	1375791-3
△ 12	NO	1375791-2
△ 12	YES △ 5	1375791-1

DIMENSIONS: mm 		TOLERANCES UNLESS OTHERWISE SPECIFIED: 0 PLC ± 1 PLC ±0.13 3 PLC ± 4 PLC ± ANGLES ±		DWN: W. G. LENKER 02JUN2000 ENR: L. BREKOSKY 15JAN2001 APVD: J. OLSON 13JUN2001		Tyco Electronics Harrisburg, PA 17105-3608	
MATERIAL: △ 1		FINISH: △ 8/2		NAME: ASSEMBLY, PC/104, STACKTHROUGH CONTACTS, 4 STANDOFFS PRESS FIT		SIZE: CAGE CODE DRAWING NO: 00779 C=1375791	
CUSTOMER DRAWING		WEIGHT: -		SCALE: 4:1		SHEET 1 OF 1 REV F	