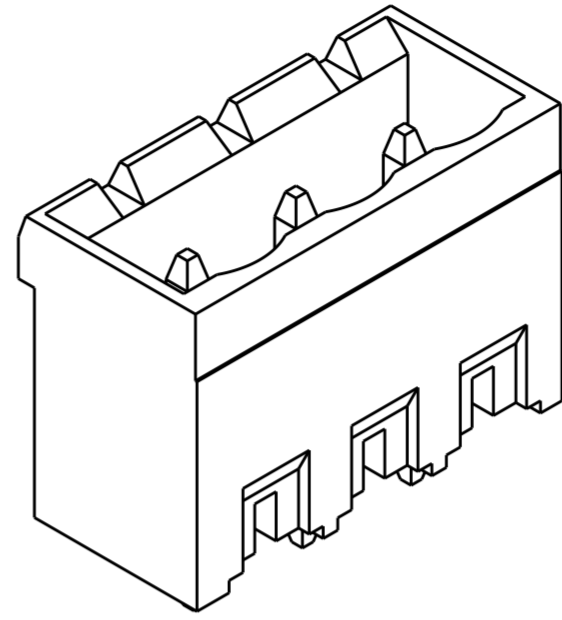
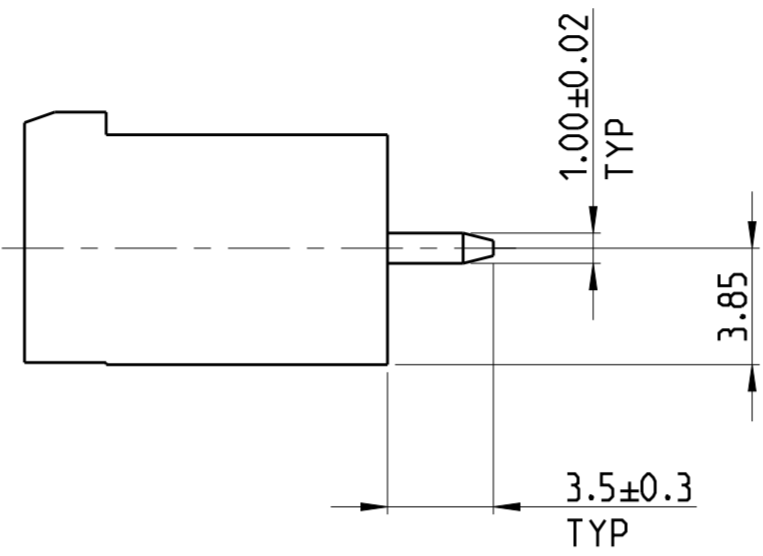
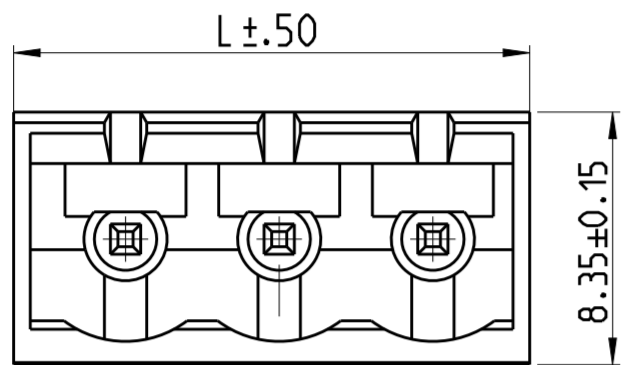
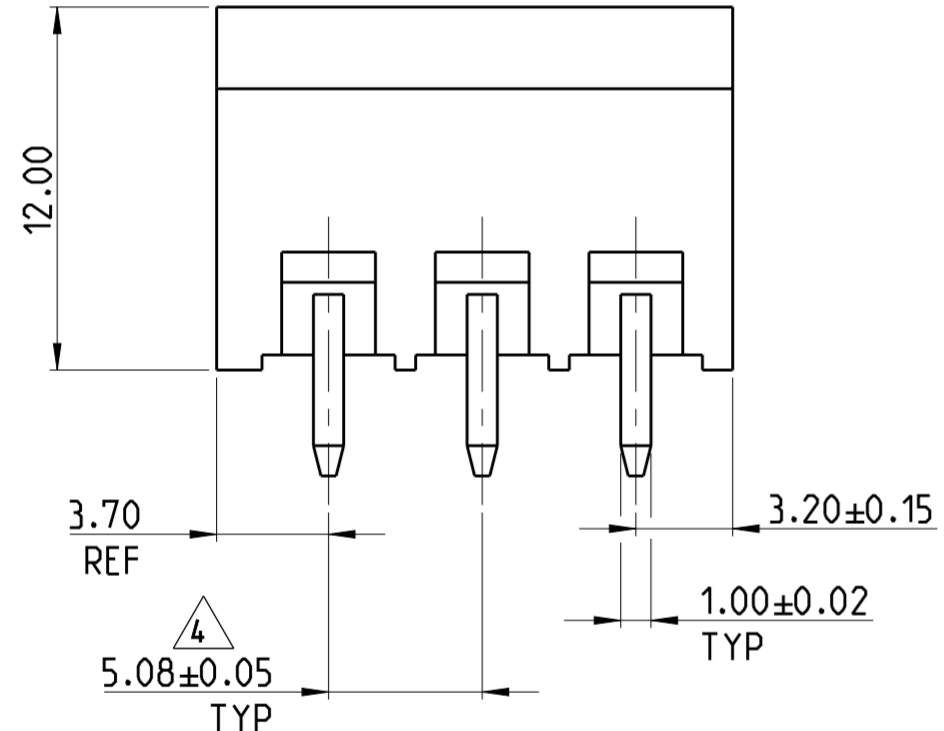


THIS DRAWING IS UNPUBLISHED. RELEASED FOR PUBLICATION 20
 © COPYRIGHT 20 Tyco Electronics AMP GmbH ALL RIGHTS RESERVED.

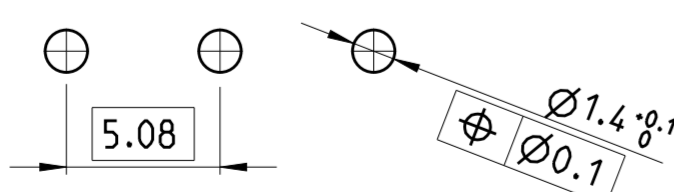
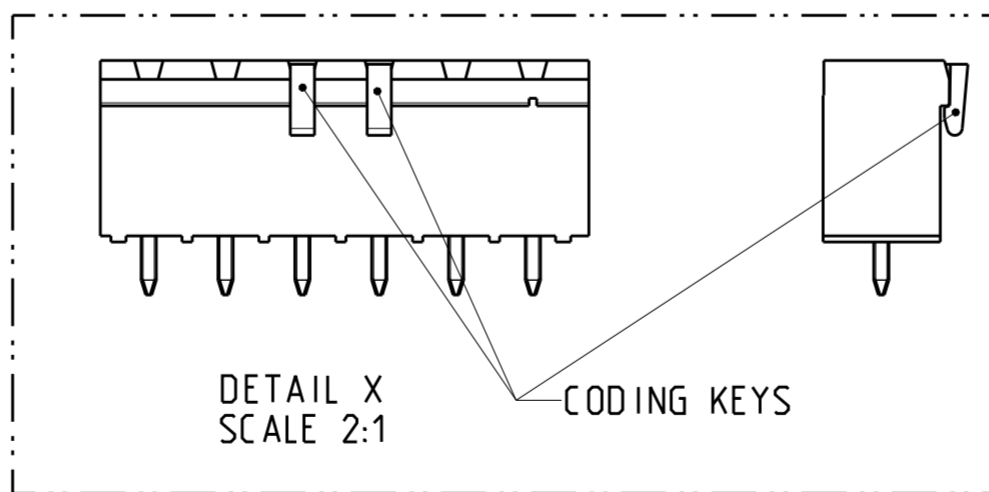
LOC	DIST	REVISIONS					
FT	0	P	LTR	DESCRIPTION	DATE	DWN	APVD
		A2		REVISED PER ECO-12-007964	03MAY2012	KH	MS
		A3		NEW P/N 2-1546111-6 ADDED	17OCT2017	FP	FP



1546111-3 AS SHOWN



- 1 MATERIALS AND FINISH:
HOUSING: PA 6-6, UL 94-V0, COLOR: GRAY.
TERMINAL: COPPER ALLOY, TIN PLATED.
- 2. SUITABLE FOR 1.6-2.4mm PC BOARD THICKNESS.
- 3. RECOGNIZED UNDER THE COMPONENT PROGRAM OF UNDERWRITERS LABORATORIES INC. FILE N° E60677.
- 4 NOT CUMULATIVE TOLERANCE



RECOMMENDED PC BOARD LAYOUT

SEE DETAIL X

DIM L	NO OF POSN	PART NUMBER
32.30	6	2-1546111-6
128.82	25	2-1546111-5
123.74	24	2-1546111-4
118.66	23	2-1546111-3
113.58	22	2-1546111-2
108.50	21	2-1546111-1
103.42	20	2-1546111-0
98.34	19	1-1546111-9
93.26	18	1-1546111-8
88.18	17	1-1546111-7
83.10	16	1-1546111-6
78.02	15	1-1546111-5
72.94	14	1-1546111-4
67.86	13	1-1546111-3
62.78	12	1-1546111-2
57.70	11	1-1546111-1
52.62	10	1-1546111-0
47.54	9	1546111-9
42.46	8	1546111-8
37.38	7	1546111-7
32.30	6	1546111-6
27.22	5	1546111-5
22.14	4	1546111-4
17.06	3	1546111-3
11.98	2	1546111-2

THIS DRAWING IS A CONTROLLED DOCUMENT.

DIMENSIONS:	TOLERANCES UNLESS OTHERWISE SPECIFIED:	DWN S. WELDON 11SEP2002	TE Connectivity
mm	0 PLC ±	CHK C. RICHARD 11SEP2002	
	1 PLC ±0.1	APVD C. RICHARD 11SEP2002	
	2 PLC ±0.25	PRODUCT SPEC	
	3 PLC ±	APPLICATION SPEC	NAME &DWG_TITLE &DWG_TITLE_2 5.08mm PITCH
	4 PLC ±	WEIGHT	SIZE A2 CAGE CODE 00779 DRAWING NO C-1546111 RESTRICTED TO
MATERIAL	ANGLES ±	CUSTOMER DRAWING	SCALE 5:1 SHEET 1 OF 1 REV A3
	FINISH		