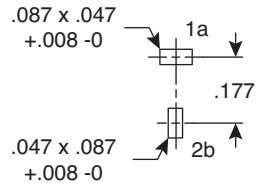
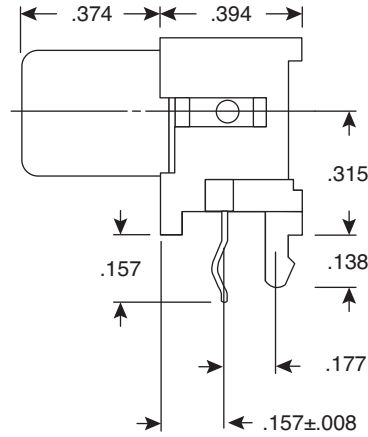
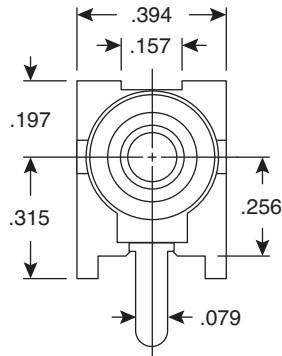


Snap-In Phono Jacks

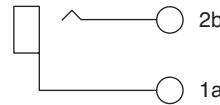
161-0096-E, 161-0097-E, 161-0098-E, 161-0099-E



Snap-In Phono Jacks



PCB Hole Layout



Circuit Diagram

Dimensions: In.

SPECIFICATIONS

Type:	Snap-In Mount Phono
Dielectric Strength:	500VAC for 1 Minute
Insulation Resistance:	100MΩ @ 500VDC
Contact Resistance:	30mΩ max. @ 1A/500VDC
Housing:	Reinforced Glass Fiber
Sleeve:	Nickel Plated Steel
Tip Contact:	Nickel Plated Spring Brass
RoHS Compliant	

MOUSER STOCK NO.	Insulator Color
161-0096-E	Red
161-0097-E	Black
161-0098-E	White
161-0099-E	Yellow

Date Last Revised: 8-24-06

Available from Mouser Electronics
1-800-346-6873
www.mouser.com

KC-301054

161-0096-E, 161-0097-E, 161-0098-E, 161-0099-E