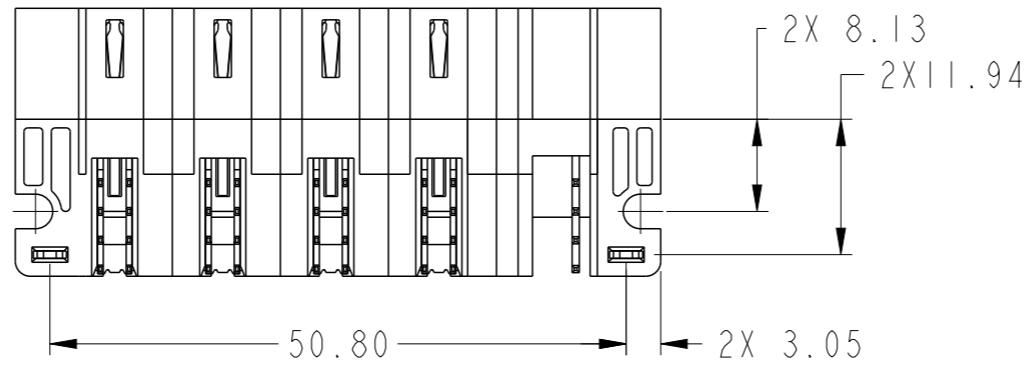
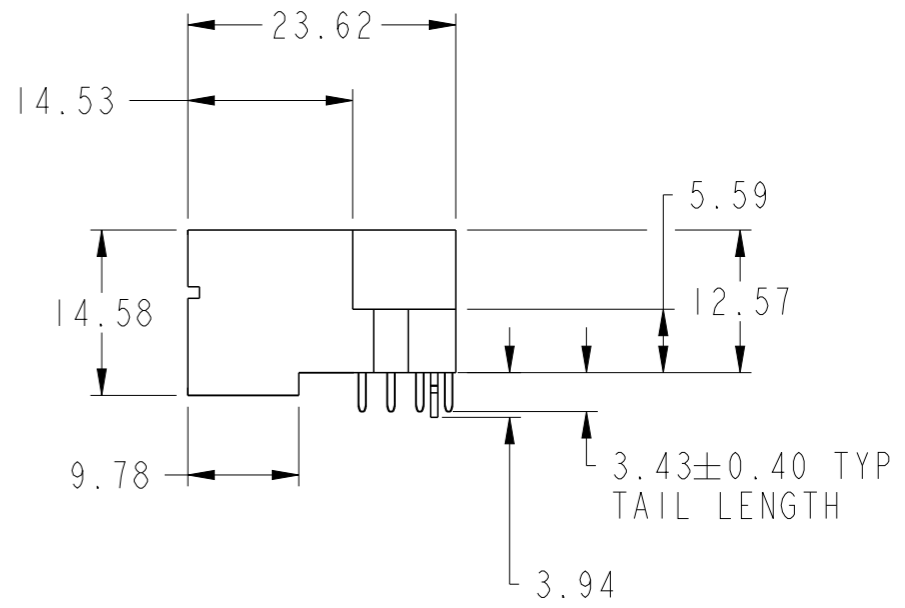
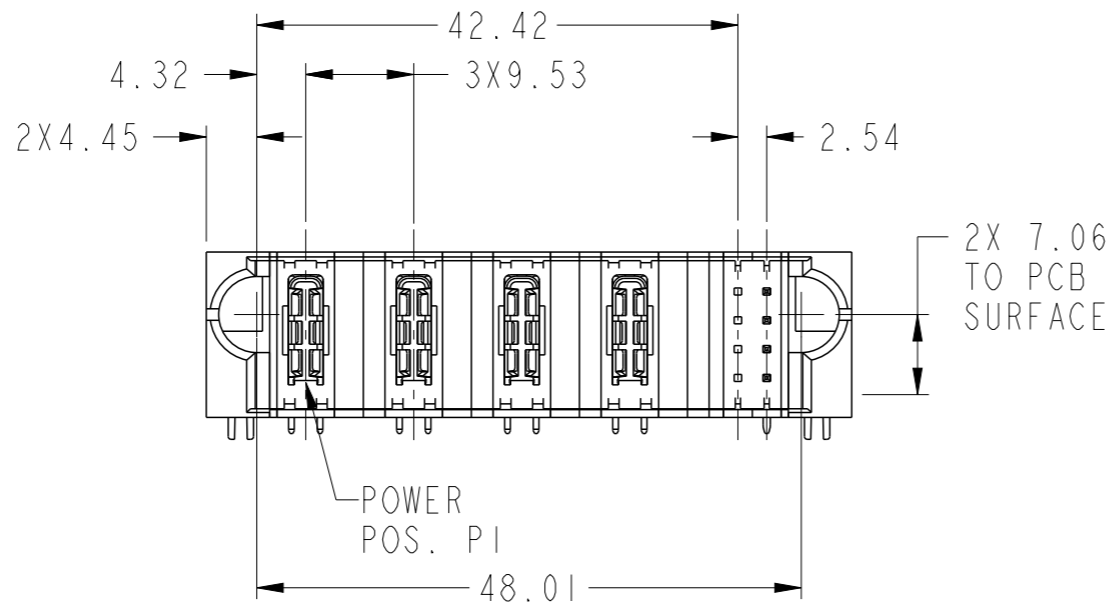
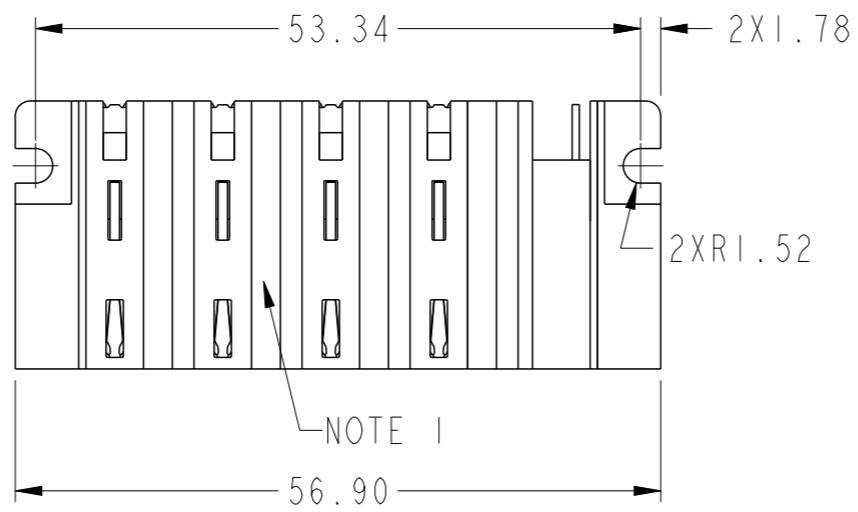


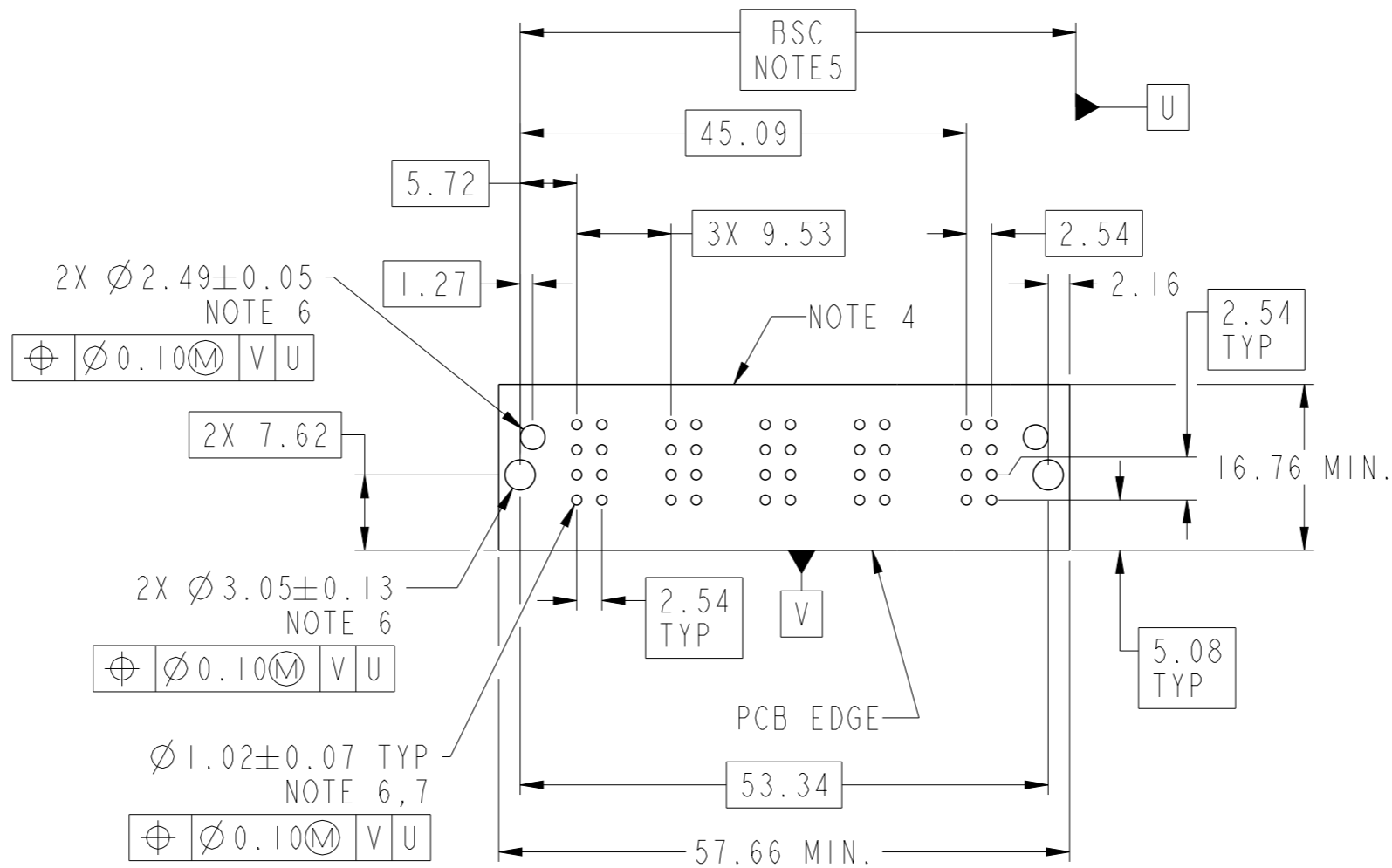
PRODUCT NUMBER SEE SHEET 2



Copyright FCI.

spec ref	*	dr	Peng-Bing Fu	2013/02/01	projection	MM	size	A3	scale	3:2											
tolerance std	ASME Y14.5	eng	Luo Weller	2013/03/15			ecn no	-	rel level	Released											
TOLERANCES UNLESS OTHERWISE SPECIFIED		chr	-	-																	
surface	<table border="1"> <tr> <td>linear</td> <td>0.X</td> <td>±0.5</td> </tr> <tr> <td></td> <td>0.XX</td> <td>±0.25</td> </tr> <tr> <td></td> <td>0.XXX</td> <td>±0.10</td> </tr> <tr> <td>angular</td> <td>0°</td> <td>±2°</td> </tr> </table>	linear	0.X	±0.5		0.XX	±0.25		0.XXX	±0.10	angular	0°	±2°	appr	Pei-Ming Zheng	2013/03/15	product family	PwrBlade+	rel level	Released	
linear	0.X	±0.5																			
	0.XX	±0.25																			
	0.XXX	±0.10																			
angular	0°	±2°																			
ASME Y14.5	<table border="1"> <tr> <td>linear</td> <td>0.X</td> <td>±0.5</td> </tr> <tr> <td></td> <td>0.XX</td> <td>±0.25</td> </tr> <tr> <td></td> <td>0.XXX</td> <td>±0.10</td> </tr> <tr> <td>angular</td> <td>0°</td> <td>±2°</td> </tr> </table>	linear	0.X	±0.5		0.XX	±0.25		0.XXX	±0.10	angular	0°	±2°			title	4ACP+8S	dwg no	10106262-4002001	rev	A
linear	0.X	±0.5																			
	0.XX	±0.25																			
	0.XXX	±0.10																			
angular	0°	±2°																			
		www.fci.com		cat. no.	Product - Customer Drw		sheet 1 of 3														

PRODUCT NO.	ROWS	HIGH POWER				SIG				
		E1	P1	P2	P3	P4	1	2	E2	
10106262-4002001LF	D C B A		H1	H1	H1	H1	H	G	F	E



CODE	DESCRIPTION
E	MLBF SIGNAL CONTACT, ROW A (3.43)
F	MLBF SIGNAL CONTACT, ROW B (3.43)
G	MLBF SIGNAL CONTACT, ROW C (3.43)
H	MLBF SIGNAL CONTACT, ROW D (3.43)
HI	STD HIGH POWER CONTACT (3.43)
HA	METAL HOLD DOWN
R	STD SIGNAL CONTACT, ROW A (3.43)
S	STD SIGNAL CONTACT, ROW B (3.43)
T	STD SIGNAL CONTACT, ROW C (3.43)
U	STD SIGNAL CONTACT, ROW D (3.43)

dr	Peng-Bing Fu	2013/02/01	projection	MM	size	A3	scale	3:2
eng	Luo Weller	2013/03/15		← →	ecn no	-	rel level	Released
chr	-	-						
appr	Pei-Ming Zheng	2013/03/15	product family	PwrBlade+				
			title	4ACP +8S	dwg no	10106262-4002001	rev	A
www.fci.com			cat. no.	Product - Customer Drw		sheet 2 of 3		

NOTES:

- 1) "FCI", PART NUMBER AND DATE CODE TO BE MARKED ON THIS SURFACE.
THE P/N CAN BE OMITTED IF THERE IS NOT ENOUGH SPACE ON THIS SURFACE.
- 2) MATERIALS:
-HOUSING - GLASS FILLED WITH HIGH TEMP THERMOPLASTIC, UL94V-0.
-SIGNAL CONTACT - COPPER ALLOY.
-POWER CONTACT - HIGH CONDUCTIVITY COPPER ALLOY.
- 3) PLATING SPECIFICATION REFER TO FCI 10116351
- 4) DENOTES CONNECTOR KEEP OUT ZONE.
- 5) DATUM AND BASIC DIMENSIONS WERE ESTABLISHED BY CUSTOMER.
- 6) ALL HOLE DIAMETERS ARE FINISHED HOLE SIZES.
- 7) 1.15 ± 0.025 MM DRILLED HOLE PLATED WITH 0.00762MM MIN Sn
OVER 0.0254-0.0762MM Cu PLATING TO ACHIEVE A 1.02 ± 0.07 MM HOLE.
- 8) PRODUCT SPECIFICATION REFER TO FCI GS-12-658.
APPLICATION SPECIFICATION REFER TO FCI GS-20-141.
PRODUCT PACKAGED IN TRAYS, REFER TO FCI GS-14-1502.



Copyright FCI.

dr	Peng-Bing Fu	2013/02/01	projection 	MM 	size	A3	scale	3:2	
eng	Luo Weller	2013/03/15			ecn no	-			
chr	-	-			rel level	Released			
appr	Pei-Ming Zheng	2013/03/15	product family	PwrBlade+					
		title	4ACP+8S		dwg no	10106262-4002001		rev	A
www.fci.com		cat. no.	Product - Customer Drw		sheet 3 of 3				