



R2T24W-15 -  
Regular Profile

R2T24LW-15 -  
Low Profile



**ROOTENNA® 2 PANEL ANTENNA: 2.4 & 5.8 GHz OPERATION**

The RooTenna® 2 panel antenna offered by Laird Technologies was developed to allow integration of the customer's radio equipment inside the weatherproof compartment. The expanded radio compartment is big enough to house transceivers, amplifiers, and other electronic equipment. Two sizes are available - the regular and a lower profile RooTenna®.

The antenna design utilizes a wideband element array over a solid 8.5 inch square backplane for consistent performance over a wide bandwidth. The housing is UV stabilized ABS plastic. The backplate is alodine coated aluminum with stainless steel fasteners. All bracket fasteners are stainless steel for corrosion protection. There are qty 4 8-32 threaded standoffs provided inside the enclosure for customer mounting. Included with the Roo2 are a customer mounting plate and a patented RJ45-ECS ethernet connector system.

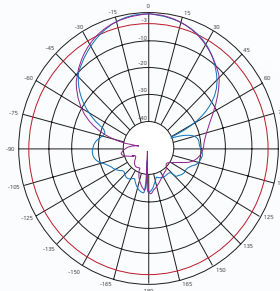
**FEATURES** 

- RooTenna®, the antenna with a pouch!
- Dual band: 2400-2485 MHz 12 dBi; 4940-5850 MHz 15 dBi
- Includes patented RJ45-ECS ethernet connector system and customer mounting plate
- Vertical or horizontal polarization
- Available with RPSMA, RPTNC, MC Card, MMCX, RPMMCX and U.FL antenna connector

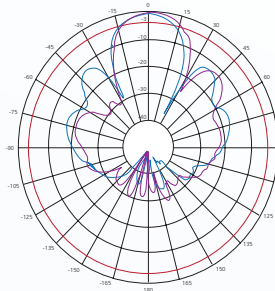
**MARKETS**

- Integrated radio/antenna units
- High speed subscriber units
- Amplified antennas
- 802.11a/b/g applications
- WiMAX

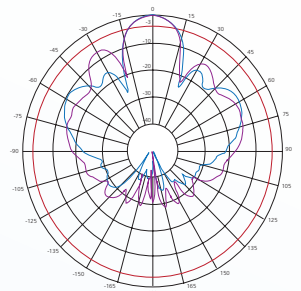
**ANTENNA PATTERNS**



2400 MHz



5150 MHz



5825 MHz

**global solutions: local support™**

Americas: +1.847.839.6907  
IAS-AmericasEastSales@lairdtech.com

Europe: +1.32.80.7866.12  
IAS-EUSales@lairdtech.com

Asia: +1.65.6.243.8022  
IAS-AsiaSales@lairdtech.com

**www.lairdtech.com**

### SPECIFICATIONS

PARAMETER	MIN	TYP	MAX	UNITS
Frequency Range (Dual Band)	2400 4940		2485 5850	MHz
Gain (2400-2485/4950-5850)		12/15		dBi
3db Beam Angle (2450 MHz)		43		Deg
3db Beam Angle (5470 MHz)		22		Deg
Front to Back	25			dB
VSWR		1.5:1		
Impedance		50		OHM
Input Power			20	W
Operating Temperature	-45		+70	°C
Weight		29 (0.8)		oz (kg)
Dimension R2T2458W		10.75 x 10.75 x 3.5 (267 x 267 x 89)		in (mm)
Inside Dim R2T2458W		9 x 9 x 2.25 (229 x 229 x 57)		in (mm)
Dimension R2T2458LW		10.75 x 10.75 x 2.6 (267 x 267 x 67)		
Inside Dim R2T2458LW		9 x 9 x 1.5 (229 x 229 x 38)		

### WIND LOADING (LBS)

MODEL	100 MPH	125 MPH
R2T2458	27.8	43.4

### SYSTEM ORDERING INFORMATION

R2T2458W-XX 4940-5850 MHz RooTenna® regular profile  
R2T2458LW-XX 4940-5850 MHz RooTenna® low profile

(Please note: Where "xx" appears, please specify connector. Connector options include RPSMA, RPTNC, MC Card, MMCX, RPYMMCX and U.FL)

### NOTES

- All shipments F.O.B. Schaumburg, IL 60173



ANT-DS-R2T2458 0611

Any information furnished by Laird Technologies, Inc. and its agents is believed to be accurate and reliable. All specifications are subject to change without notice. Responsibility for the use and application of Laird Technologies materials rests with the end user, since Laird Technologies and its agents cannot be aware of all potential uses. Laird Technologies makes no warranties as to the fitness, merchantability or suitability of any Laird Technologies materials or products for any specific or general uses. Laird Technologies shall not be liable for incidental or consequential damages of any kind. All Laird Technologies products are sold pursuant to the Laird Technologies Terms and Conditions of sale in effect from time to time, a copy of which will be furnished upon request. © Copyright 2011 Laird Technologies, Inc. All Rights Reserved. Laird, Laird Technologies, the Laird Technologies Logo, and other marks are trademarks or registered trademarks of Laird Technologies, Inc. or an affiliate company thereof. Other product or service names may be the property of third parties. Nothing herein provides a license under any Laird Technologies or any third party intellectual property rights.