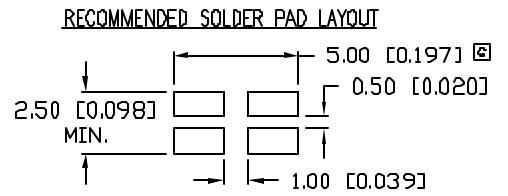
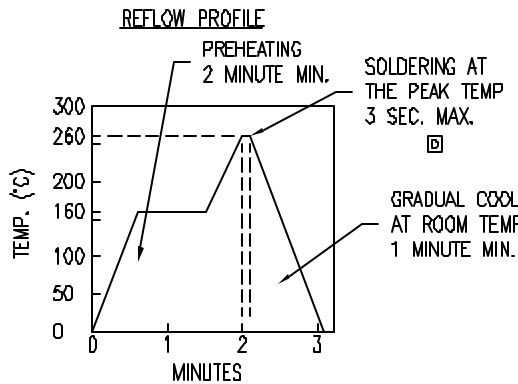
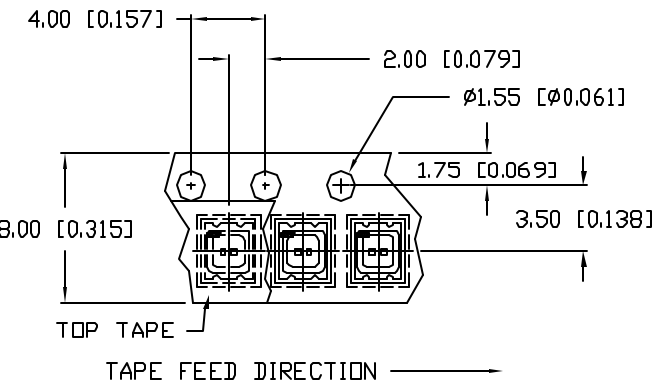
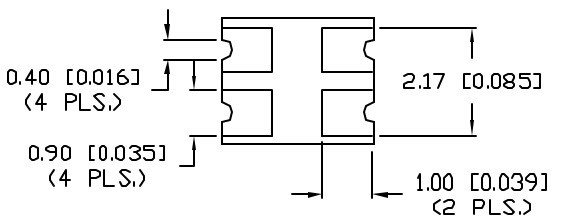
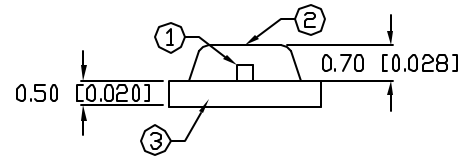
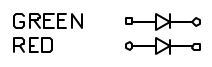
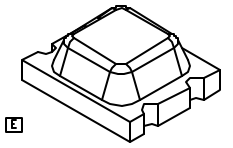
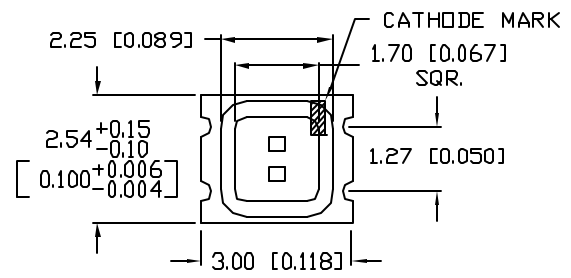


REV.	E.C.N. NUMBER AND REVISION COMMENTS	DATE
A	REDRAWN.	4.27.93
B	CHANGED AXIAL INTENSITY.	1.14.94
C	E.C.N. #10390 & #10BRDR & REDRAWN.	10.2.98
D	E.C.N. 10484. ADDED SOLDER PROFILE	12.11.98
E	E.C.N. #10695. & REDRAWN IN 3D.	1.12.01
F	E.C.N. #10967.	3.14.03
G	E.C.N. #11271.	9.15.05
H	E.C.N. #11148.	01.19.07



- NOTES:**
- PART SUPPLIED ON SUPER 8 TAPE AND REEL, 3,000 PIECES PER REEL.
 - THE CATHODE IS ORIENTED TOWARDS THE TAPE SPROCKET HOLE.
 - WHITE CERAMIC CARRIER.

CAUTION: MOISTURE SENSITIVE DEVICE
PER JEDEC LEVEL 4 STANDARDS

ELECTRO-OPTICAL CHARACTERISTICS $T_A=25^\circ\text{C}$ $I_f=20\text{mA}$

PARAMETER	MIN	TYP	MAX	UNITS	TEST COND
PEAK WAVELENGTH		660 (RED)		nm	
		565 (GREEN)		nm	
FORWARD VOLTAGE (R/G)		1.7/2.0	2.3/2.6	V _f	
REVERSE VOLTAGE (R/G)	3.0/4.0			V _r	I _r =100μA
AXIAL INTENSITY (R/G)		8/12		mcd	I _f =20mA
VIEWING ANGLE		180		2x theta	
EMITTED COLOR:	RED/GREEN				
EPOXY LENS FINISH:	WATER CLEAR				

LIMITS OF SAFE OPERATION AT 25°C

PARAMETER	COLORS	MAX	UNITS
PEAK FORWARD CURRENT*	(R/G)	60/100	mA
STEADY CURRENT	(R/G)	15/25	mA
POWER DISSIPATION	(R/G)	45/65	mW
DERATE FROM 25°C	(R/G)	-0.13/0.33	mW/°C
OPERATING TEMP.		-30 TO +75	°C
STORAGE TEMP.		-40 TO +85	°C

* t<10μS

SOLDER HEAT PROOF TEST:	DIPPING FOR 5 SEC. AT 250°C, 2 TIMES.
THERMAL SHOCK TEST:	15 MIN. AT +90°C, AND 15 MIN. AT -30°C, 25 CYCLES.
VIBRATION TEST:	50Hz, FULL AMPLITUDE WIDTH; 1.5mm, 2 HOURS VERTICALLY AND HORIZONTALLY, RESPECTIVELY.
MOISTURE TEST:	T _a =60°C, Rh=90%, 1,000 HOURS.
IRON SOLDERING:	20W IRON (SHARP TIP), 280-320°C, 5 SEC. MAX.,
SOLDER DIP METHOD:	TEMP. IS 240-260°C AND TIME IS WITHIN 10 SEC.
RE-FLOW SOLDERING:	SEE CHART.

*UNLESS OTHERWISE SPECIFIED TOLERANCES PER DECIMAL PRECISION ARE: X=±1 (±0.038), X.X=±0.5 (±0.020), X.XX=±0.25 (±0.010), X.XXX=±0.127 (±0.005). LEAD SIZE=±0.05 (±0.002), LEAD LENGTH=±0.75 (±0.030). MIN.=+DECIMAL PRECISION -0.00 MAX.=+0.00 -DECIMAL PRECISION

REV. H	PART NUMBER CCL-CRS10SR/G
3.0mm x 2.5mm CERAMIC SURFACE MOUNT LED, RED & GREEN LEDS, WATER CLEAR LENS.	

CONFIDENTIAL INFORMATION

THE INFORMATION CONTAINED IN THIS DOCUMENT IS THE PROPERTY OF LUMEX INC. EXCEPT AS SPECIFICALLY AUTHORIZED IN WRITING BY LUMEX INC, THE HOLDER OF THIS DOCUMENT SHALL KEEP ALL INFORMATION CONTAINED HEREIN CONFIDENTIAL AND SHALL PROTECT SAME IN WHOLE OR IN PART FROM DISCLOSURE AND DISSEMINATION TO ALL THIRD PARTIES.

RELIABILITY NOTE

OUR MANY YEARS OF EXPERIENCE DATA ACCUMULATION INDICATE THAT SOLDER HEAT IS A MAJOR CAUSE OF EARLY AND FUTURE FAILURE. PLEASE PAY ATTENTION TO YOUR SOLDERING PROCESS.

		290 E. HELEN ROAD PALATINE, IL 60067-6976 PHONE: +1.847.359.2790 US WEB: www.lumex.com TW WEB: www.lumex.com.tw	
DRAWN BY: JC	CHECKED BY:	APPROVED BY:	DATE: 7.21.97 PAGE: 1 OF 1 SCALE: N/A