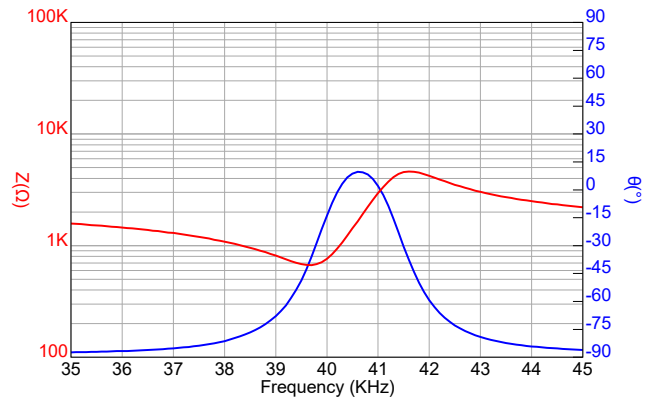




**Impedance/Phase Angle vs. Frequency**

Tested under 1Vrms Oscillation Level



**Specification**

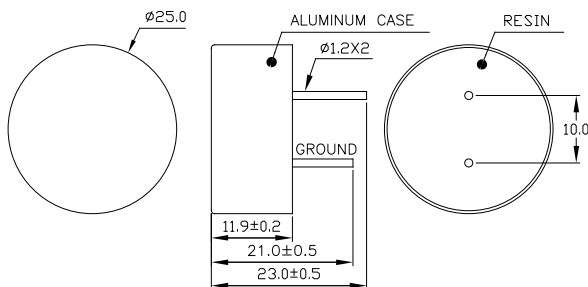
<b>400EP250</b>	Transceiver
Center Frequency	40.0±1.0KHz
Bandwidth (-6dB)	2.0KHz(FOM)
Transmitting Sound Pressure Level at resonant frequency; 0dB re 0.0002µbar per 10Vrms at 30cm	110dB min.
Receiving Sensitivity at resonant frequency 0dB = 1 volt/µbar	-72dB min.
Capacitance at 1KHz ±20%	2700 pF
Max. Driving Voltage at 20 bursts, 25 ms repetition rate	100 Vp-p
Total Beam Angle(-6dB)	30° typical
Operation Temperature	-30 to 70°C
Storage Temperature	-40 to 80°C

All specification taken typical at 25°C;  
Closer frequency tolerance, shorter ringing, wider bandwidth and temperature compensated models can be supplied upon request.

Model available:

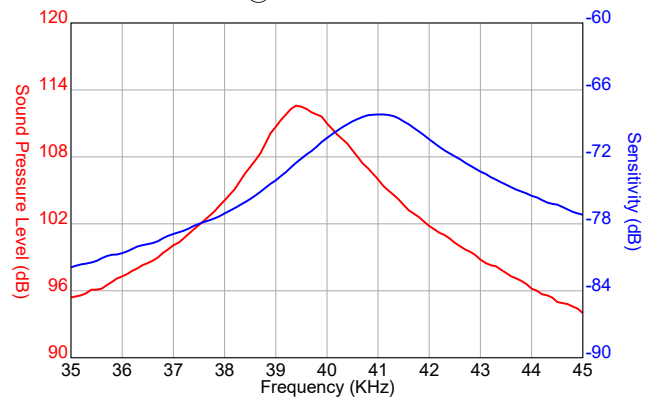
1	400EP250	Aluminum Housing
2	400EP25B	Black Al. Housing

**Dimensions:** dimensions are in mm



**Sensitivity/Sound Pressure Level**

Tested under 10Vrms @30cm



**Beam Angle:** Tested at 40.0KHz Frequency

