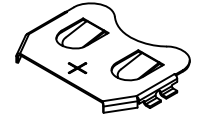
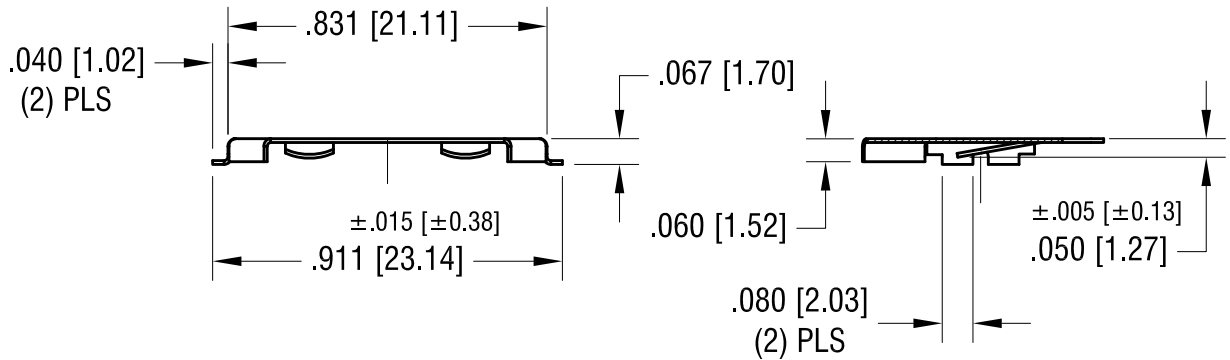
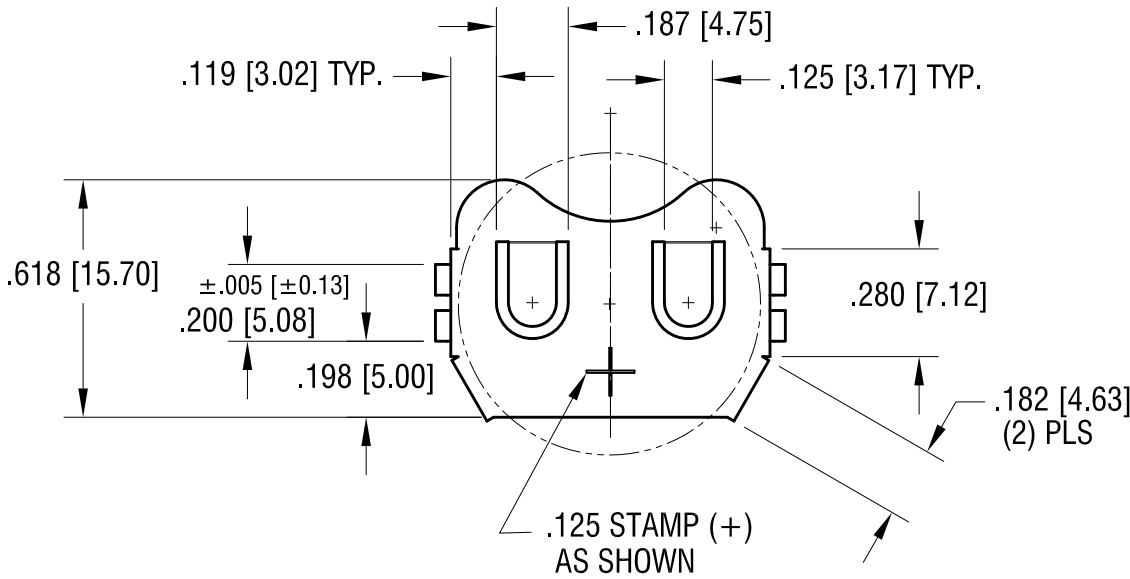
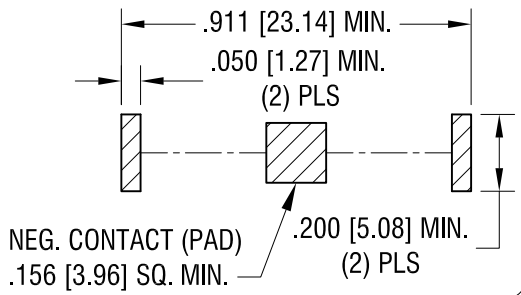


THIS DOCUMENT IS THE PROPERTY OF
KEYSTONE ELECTRONICS CORP. AND
SHALL NOT BE REPRODUCED, DISTRIBUTED
OR USED AS A BASIS FOR MANUFACTURE
WITHOUT PRIOR WRITTEN PERMISSION
FROM KEYSTONE ELECTRONICS CORP.

ACTUAL SIZE



MOUNTING PAD LAYOUT



KEYSTONE ELECTRONICS CORP.

www.keyelco.com • ASTORIA, N.Y. 11105-2017 • Tel (718) 956-8900

PART NAME
2012 SM COIN CELL CLIP

MATERIAL
.010 [0.25] TH'K PHOSPHOR BRONZE

FINISH TIN NICKEL PLATE	DRN BY NT	DATE 2.16.11
	APP'D LN	SCALE 2X

TOLERANCES INCH [MM] DECIMAL $\pm .010 [\pm 0.25]$ ANGULAR $\pm 1^\circ$ UNLESS OTHERWISE SPECIFIED	CODE C	DWG NO. 3028
---	-----------	-----------------

5.07.15	CHANGE AS PER ECN 15-055	B
2.23.11	CHANGE AS PER ECN 11-020	A
DATE	DESCRIPTION	REV.