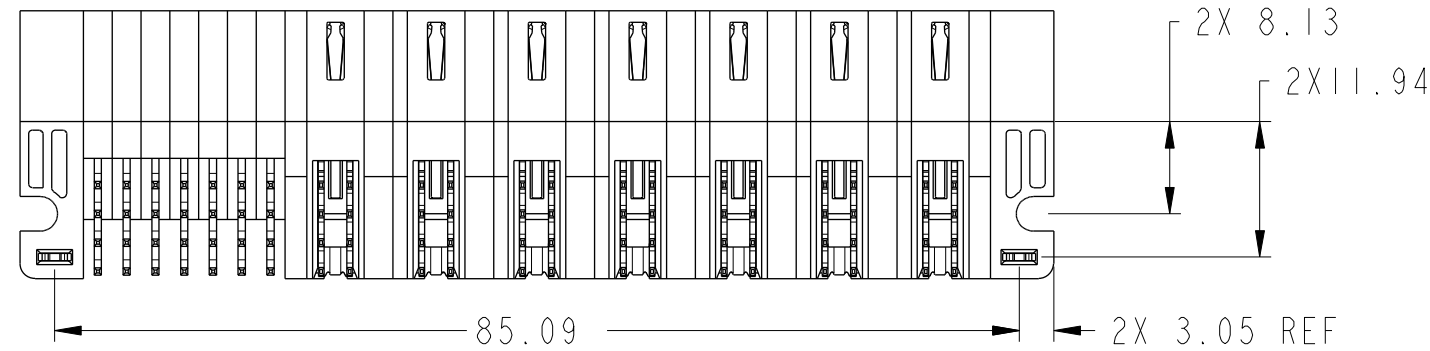
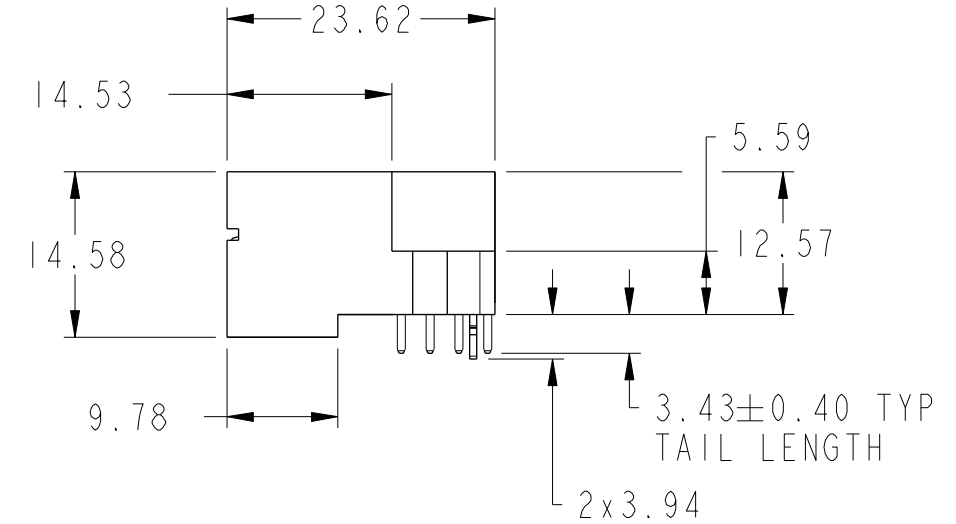
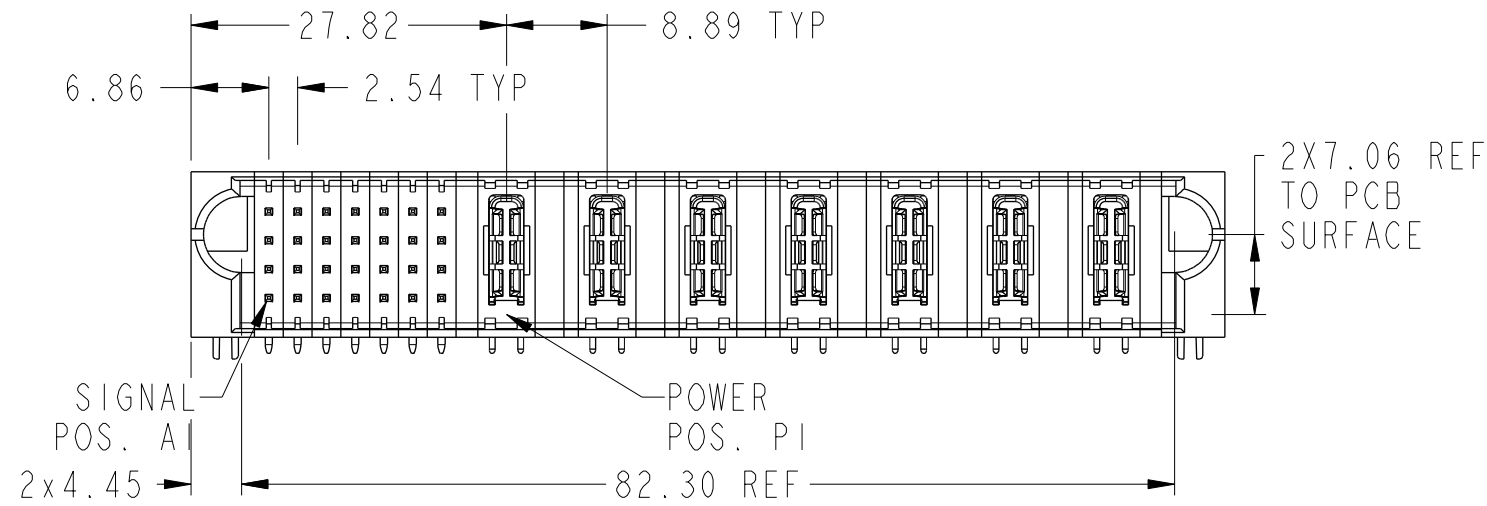
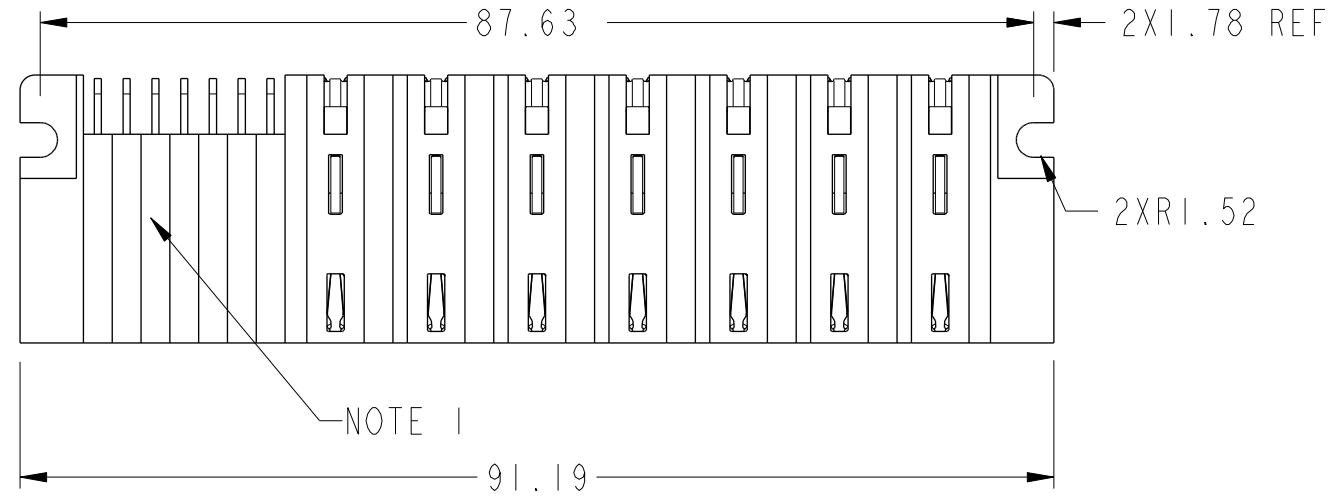




























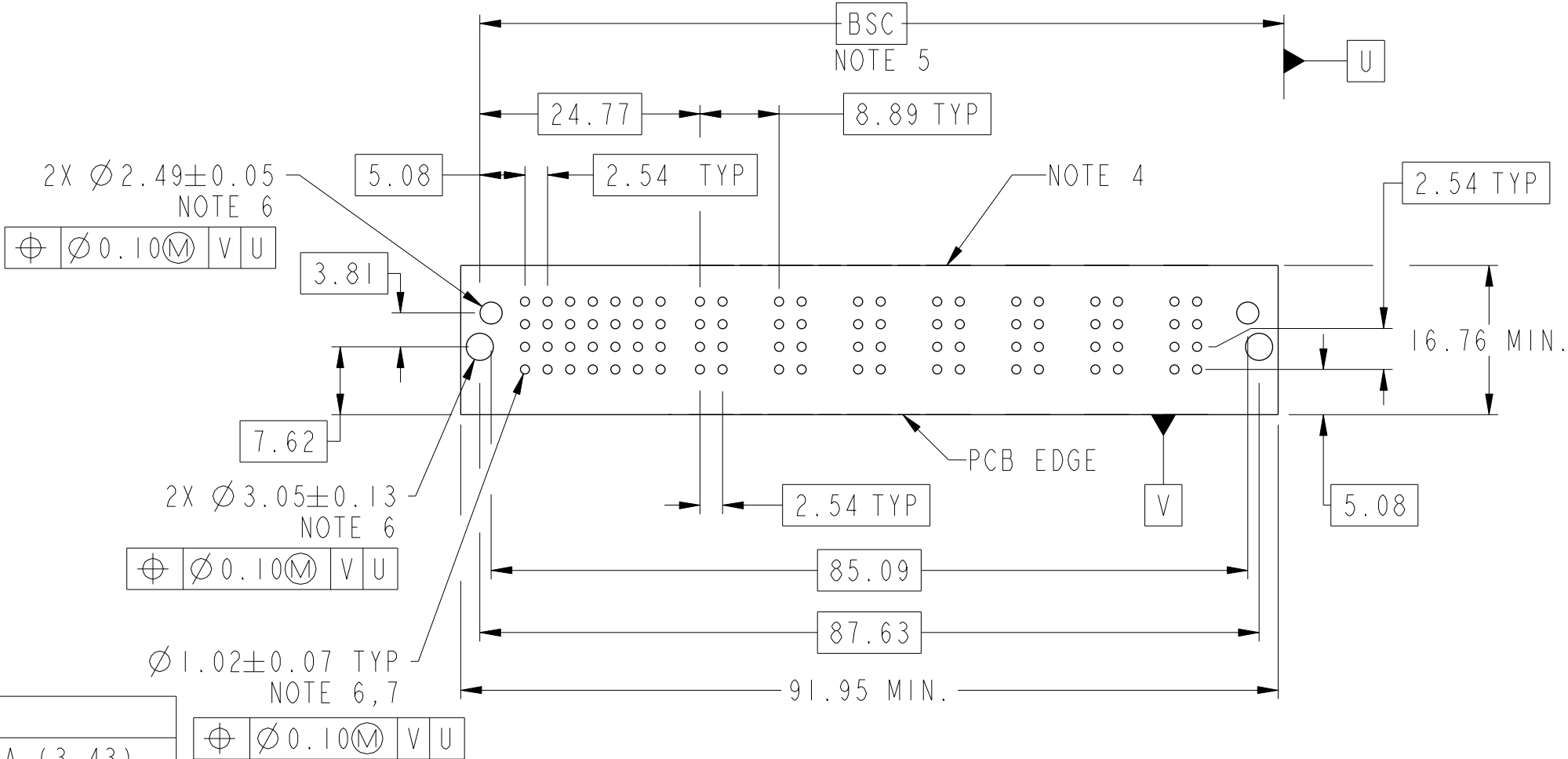
PRODUCT NUMBER

SEE SHEET 2



spec ref	*	dr	Vicking Liu	2016/02/17	projection	MM	size	A3	scale	3:2
tolerance std	ASME Y14.5	eng	Rainbow Zhan	2016/04/25	chr	Fancy Zhang	2016/04/25	ecn no	-	
surface	linear	appr	Pei-Ming Zheng	2016/04/25	product family	PwrBlade+	rel level	Released		
ASME Y14.5	angular	0°	±2°	Amphenol FCI	28S + 7ACP	RA STB PLUG	cat. no.	Product - Customer Drw	sheet 1 of 3	rev
0.X	±0.5	0.XX	±0.25	0.XXX	±0.10					A

PRODUCT NO.	ROWS	SIGNAL							HIGH POWER							E2	
		E1	1	2	3	4	5	6	7	P1	P2	P3	P4	P5	P6		P7
10106124-7007001LF	DCBA		U	U	H	H	H	U	U								
			T	T	L	G	G	T	T								
			S	S	L	F	F	F	S								
			R	R	L	E	E	E	R								
																	



CODE	DESCRIPTION
E	MLBF SIGNAL CONTACT, ROW A (3.43)
F	MLBF SIGNAL CONTACT, ROW B (3.43)
G	MLBF SIGNAL CONTACT, ROW B (3.43)
H	MLBF SIGNAL CONTACT, ROW D (3.43)
HI	STD HIGH POWER CONTACT (3.43)
HA	METAL HOLD DOWN
R	STD SIGNAL CONTACT, ROW A (3.43)
RL	MFBL SIGNAL CONTACT, ROW A (3.43)
S	STD SIGNAL CONTACT, ROW B (3.43)
SL	MFBL SIGNAL CONTACT, ROW B (3.43)
T	STD SIGNAL CONTACT, ROW C (3.43)
TL	MFBL SIGNAL CONTACT, ROW C (3.43)
U	STD SIGNAL CONTACT, ROW D (3.43)
UL	MFBL SIGNAL CONTACT, ROW D (3.43)

spec ref *		dr Vicking Liu		2016/02/17		projection		MM		size A3		scale 3:2			
tolerance std		eng Rainbow Zhan		2016/04/25						ecn no -					
ASME Y14.5		chr Fancy Zhang		2016/04/25						rel level Released					
		appr Pei-Ming Zheng		2016/04/25		product family		PwrBlade+							
surface		linear		0.X ±0.5		Amphenol FCI		title 28S + 7ACP		dwg no 10106124-7007001		rev A			
ASME Y14.5		angular		0° ±2°		cat. no.		Product - Customer Drw		sheet 2 of 3					

NOTES:

- 1) "FCI", PART NUMBER AND DATE CODE TO BE MARKED ON THIS SURFACE.  
THE MARK CAN BE OMITTED IF THERE IS NOT ENOUGH SPACE ON THIS SURFACE.
- 2) MATERIALS:  
-HOUSING - GLASS FILLED WITH HIGH TEMP THERMOPLASTIC, UL94V-0.  
-SIGNAL CONTACT - COPPER ALLOY.  
-POWER CONTACT - HIGH CONDUCTIVITY COPPER ALLOY.
- 3) PLATING SPECIFICATION : 10116351
- 4) DENOTES CONNECTOR KEEP OUT ZONE.
- 5) DATUM AND BASIC DIMENIONS WERE ESTABLISHED BY CUSTOMER.
- 6) ALL HOLE DIAMETERS ARE FINISHED HOLE SIZES.
- 7) 1.15±0.025MM DRILLED HOLE PLATED WITH 0.00762MM MIN Sn  
OVER 0.0254-0.0762MM Cu PLATING TO ACHIEVE A 1.02±0.07MM HOLE.
- 8) PRODUCT SPECIFICATION : GS-12-658.  
APPLICATION SPECIFICATION : GS-20-141.  
PRODUCT PACKAGE SPECIFICATION: GS-14-1502.

spec ref *				dr		Vicking Liu	2016/02/17		projection		MM		size		A3	scale		3:2				
tolerance std				eng				Rainbow Zhan		2016/04/25						ecn no -						
ASME Y14.5				chr				Fancy Zhang		2016/04/25												
TOLERANCES UNLESS OTHERWISE SPECIFIED				appr				Pei-Ming Zheng		2016/04/25												
				product family								PwrBlade+				rel level Released						
surface		linear		0.X		±0.5		Amphenol FCi				title		28S + 7ACP		dwg no		10106124-7007001		rev		A
				0.XX		±0.25																
				0.XXX		±0.10																
ASME Y14.5		angular		0°		±2°		cat. no.				Product - Customer Drw				sheet 3 of 3						