


# CEB75

S E R I E S

## 30-84 WATT 1/8 BRICK DC-DC CONVERTERS



### Features

- 30-84W Isolated Output
- Eighth Brick Package
- Regulated Outputs
- Efficiency to 92%
- 1500VDC Isolation
- Input Under Voltage Protection
- Over Current Protection
- Over Temperature Protection
- Remote On/Off Control

MODEL NUMBER	INPUT VOLTAGE	OUTPUT VOLTAGE	OUTPUT CURRENT		INPUT CURRENT		% EFF.	SIZE
			MIN.	MAX.	NO LOAD	FULL LOAD		
CEB75-48S1V0	36-75 VDC	1.0 VDC	0 mA	30A	60 mA	753mA	83	Eighth-Brick
CEB75-48S1V2	36-75 VDC	1.2 VDC	0 mA	30A	60 mA	882mA	85	Eighth-Brick
CEB75-48S1V5	36-75 VDC	1.5 VDC	0 mA	30A	60 mA	1090mA	86	Eighth-Brick
CEB75-48S1V8	36-75 VDC	1.8 VDC	0 mA	30A	60 mA	1293mA	87	Eighth-Brick
CEB75-48S2V5	36-75 VDC	2.5 VDC	0 mA	25A	60 mA	1463mA	89	Eighth-Brick
CEB75-48S3V3	36-75 VDC	3.3 VDC	0 mA	20A	60 mA	1528mA	90	Eighth-Brick
CEB75-48S05	36-75 VDC	5.0 VDC	0 mA	15A	60 mA	1736mA	90	Eighth-Brick
CEB75-48S12	36-75 VDC	12 VDC	0 mA	7A	70 mA	1902mA	92	Eighth-Brick

NOTE: 1. Nominal Input Voltage 48 VDC

### Specifications

#### INPUT SPECIFICATIONS:

Input Voltage Range.....48V.....36 – 75V  
Under voltage lockout ..... power up .....35V typ.  
..... power down ..... 33V typ.  
Input Filter .....LC Type  
Positive Logic Remote on/off Control (see Note4 & 5)  
Input Filter.....PI Type  
12Vout.....LC Type

#### OUTPUT SPECIFICATIONS:

Voltage Accuracy.....±1.0% max.  
Transient Response :25% Step Load Change.....<400u sec.  
Ripple and Noise, 20MHz BW .....100mV p-p max.  
Temperature Coefficient.....±0.03%/C max.  
Short Circuit Protection.....Continuous / Hiccup  
Line Regulation<sup>1</sup>.....±0.2% max.  
Load Regulation<sup>2</sup>.....±0.5% max.  
Over Voltage Protection Trip Range, %Vo nom.....115%-140%  
External Trim Adj. Range<sup>6</sup>.....±10%  
Current Limit.....110% - 160% Nominal Output

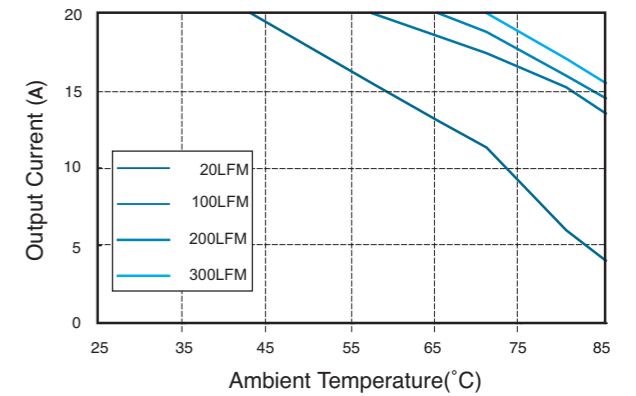
#### GENERAL SPECIFICATIONS:

Efficiency.....See Table  
Isolation Voltage.....1500 VDC min.  
Isolation Resistance .....10<sup>9</sup> Ohms min.  
Switching Frequency .....250KHz typ.  
1V/1V2/1V5/1V8/5V.....200 KHz typ.  
12Vout.....350KHz Typ.  
Over Temperature Protection .....120°C typ.  
Operating Ambient Temperature Range.....-40°C to +85°C  
Storage Temperature Range .....-40°C to +125°C  
Dimensions.....2.30 x 0.90 x 0.39 inches  
(58.4 x 22.9 x 10.0 mm)  
Weight.....26g

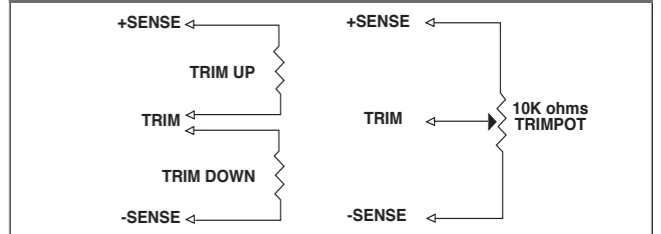
#### NOTE:

1. Measured From High Line to Low Line
2. Measured From Full Load to Zero Load
- 3.The output ripple and noise is measured with 10uF tantalum and 1uF Ceramic capacitor across output.
4. Logic Compatibility ..... Open Collector ref to -Input  
Module ON ..... Open Circuit  
Module OFF ..... <1.2Vdc
5. Suffix "N" to the Model Number with Negative Logic Remote ON/OFF  
Module ON ..... <1.2Vdc  
Module OFF ..... Open Circuit
6. Trim-up.....Connect a Resistor Between the Trim Pin and+Sense  
Trim-Down.....Connect a Resistor Between the Trim Pin and-Sense

### Typical Derating Curve for CEB75-48S3V3



### External Output Trim

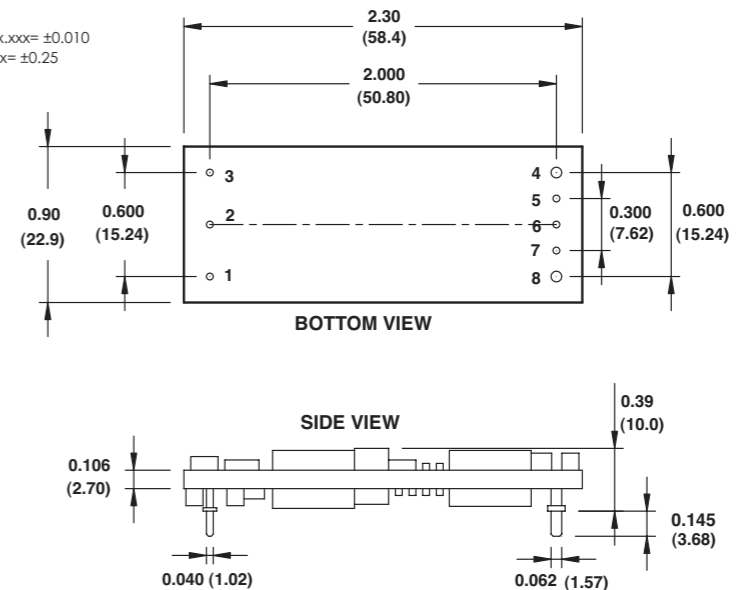


### PIN CONNECTION

Pin	Function
1	+V Input
2	ON/OFF
3	-V Input
4	-V Output
5	-Sense
6	Trim
7	+Sense
8	+Vout

### SIZE EB

All Dimensions in Inches(mm)  
Tolerance Inches: x.xx= ±0.02, x.xxx= ±0.010  
Millimeters: x.x= ±0.5, x.xx= ±0.25



All Specifications Typical At Nominal Line, Full Load and 25°C Unless Otherwise Noted.