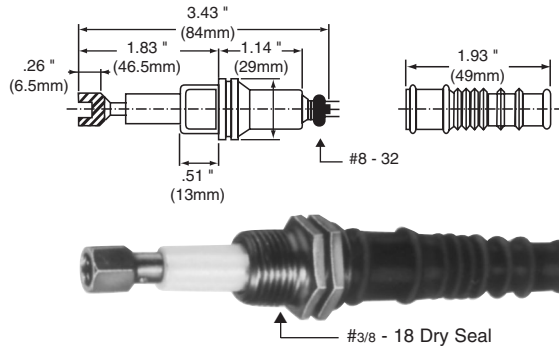


S5 LEVEL PROBE HOLDER

Single probe holder for use with probe rod of various lengths. This probe is particularly suitable for high temperature and/or high pressure applications. It is capable of operating at temperatures up to 200°C (392°F) and pressures up to 700PSI. Order part # S5.

3/8" Threaded Rod. Order part number S5/1.

NOTE: Internal Threading: 1/4 x 20

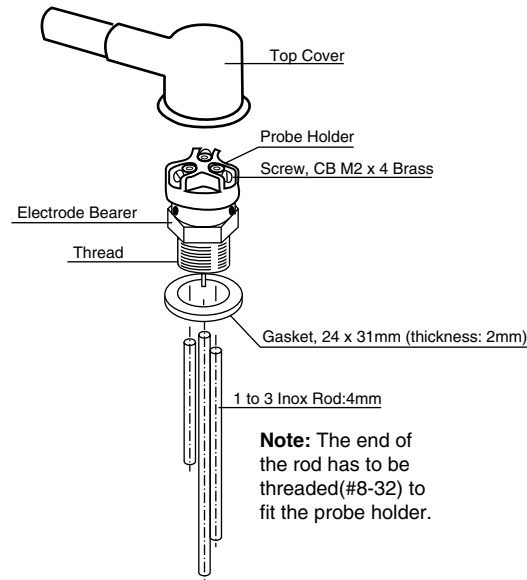
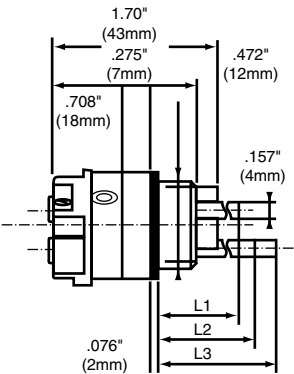



S8 LEVEL PROBE

The S8 probe will hold one, two or three 4mm probes. The S8 comes with three (3) one meter lengths of 4mm stainless steel rod. It comes equipped with a black SBS rubber protective top through which the leads are routed at a 90° angle.

SPECIFICATIONS:

- Material - Holder** Polyamide
- Material - Top Boot** SBS (Styrene Butadiene)
- Wire Terminal** Stainless Steel with M2 x 4 brass screws
- Probe Holder** Stainless steel
- Gasket** BB701 (Butadiene)
- Thread Size** 1/2" NPT
- Operating Temp** 176°F (80°C)
- Max Pressure** 2 Kg/CM² (28 PSI)




Products and specifications subject to change without notice.

Order/Technical Support – Tel: (800) 677-5311 / FAX: (800) 677-3865 / www.crouzet-usa.com

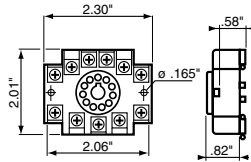
DR – DIN-RAIL

The DR-DIN-Rail material is an extruded aluminum material of the standard configuration, 35mm. Timers and Controls conveniently snap onto the track. Order part number “DR” which is available in 1 meter (39”) lengths. Shown with S08, S11 and K11 sockets.

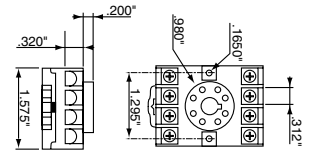


S08, S11 SCREW TERMINAL SOCKETS

The S08, and S11 are 8 and 11 pin sockets fabricated from a rugged, durable polycarbonate.* Mounting is with two 6/32 screws .250 or on .30 DIN-Rail, DR. Order part “S08” or “S11.”



S11



S08

S08-600: 600 V, 10 A rated 8 pin socket-UL and CSA

L595 SERIES CURRENT TRANSFORMER

- 20 to 400 Amps
- Compatible with IAR.T Series

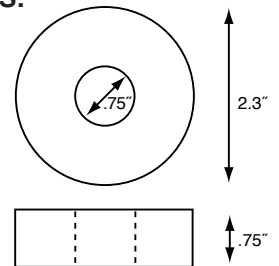
SPECIFICATIONS:

Input Current	20 to 400 Amps AC 50/60 Hz
Output Current	100 mA AC
Connections	#20 AWG 24” long wires
Insulation Class	600 VAC
Enclosure	Fiberglass reinforced resin

ORDERING INFORMATION:

Part Number	Input Current
L595-020	20 Amps
L595-050	50 Amps
L595-100	100 Amps
L595-200	200 Amps
L595-300	300 Amps
L595-400	400 Amps

DIMENSIONS:



L546 SERIES CURRENT TRANSFORMER

- 50 to 500 Amps
- Compatible with F3I and FWIT Series

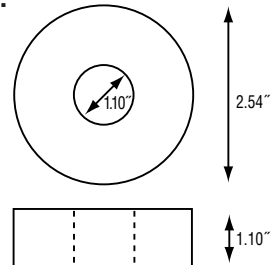
SPECIFICATIONS:

Input Current	50 to 500 Amps AC 50/60 Hz
Output Current	5 Amps AC
Connections	#16 AWG 24” long wires
Insulation Class	600 VAC
Enclosure	Molded thermoplastic

ORDERING INFORMATION:

Part Number	Input Current
L546-050	50 Amps
L546-100	100 Amps
L546-200	200 Amps
L546-500	500 Amps

DIMENSIONS:



Products and specifications subject to change without notice.

