



Feature -

- compact size
- two LEDs inside
- SMT reflow soldering

Applications -

- consumer products
- computer products
- instrumentation
- communication equipments
- hand-held devices

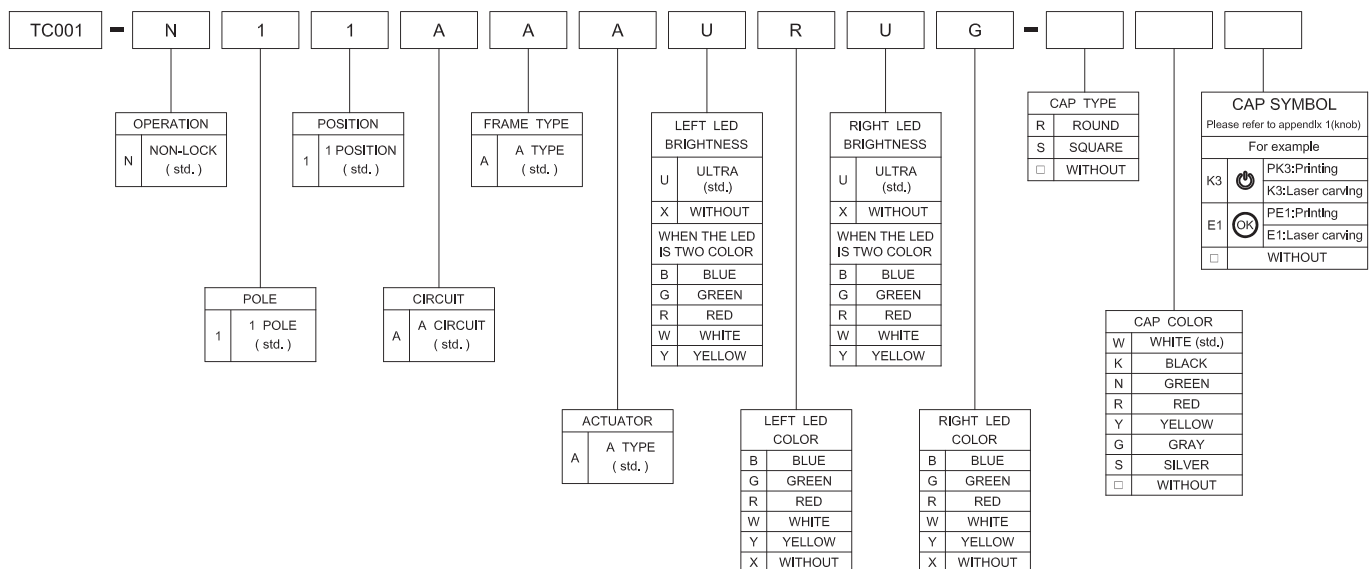
► SPECIFICATIONS

SWITCH SPECIFICATIONS	
POLE - POSITION	Momentary Type , SPST with LED
CONTACT RATING	12 V DC , 50 mA MAX. ; 1 V DC , 10 $\mu$ A MIN.
CONTACT RESISTANCE	500 m $\Omega$ MAX. 1.5 V DC ; 100 mA , by Method of Voltage DROP
INSULATION RESISTANCE	100 M $\Omega$ MIN. 100 V DC for 1 minute
DIELECTRIC STRENGTH	Breakdown is not Allowable ; 250 V AC for 1 Minute
OPERATING FORCE	160 +75 / -30 gf
OPERATING LIFE	30,000 cycles
OPERATING TEMPERATURE RANGE	-20°C ~ 70°C
TOTAL TRAVEL	0.25 +0.2 / -0.1 mm

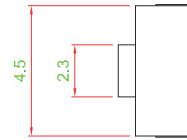
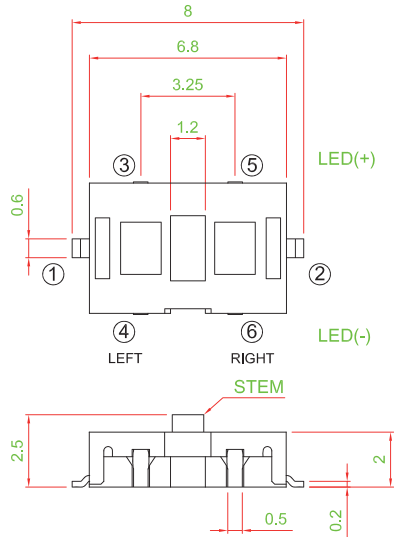
LED SPECIFICATIONS		Unit	Value / LED Color			
			Blue	Green	Red	Yellow
ATTENTION  LEDs are Electrostatic Sensitive devices						
FORWARD CURRENT	$I_f$	mA	20	20	20	20
REVERSE VOLTAGE	$V_r$	V	5.0	5.0	5.0	5.0
REVERSE CURRENT	$I_r$	$\mu$ A	10	10	10	10
FORWARD VOLTAGE@20mA	$V_f$	V	3.5-3.8	2.0-2.5	2.0-2.5	2.0-2.5
LUMINOUS INTENSITY@20mA	$I_v$	mcd	45	20	80	80

Physical and electrical information of LED will be provided upon customer's request on switches.

► HOW TO ORDER



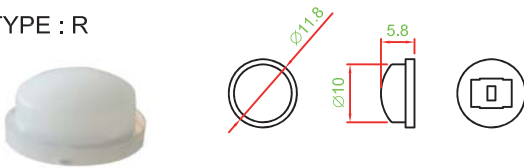
▶ DIMENSION



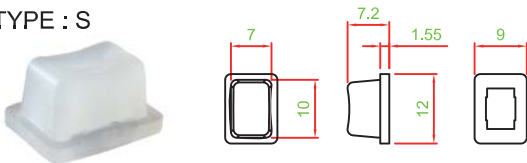
▶ TC001-N11AAA □ □ □ □

▶ KNOB OPTION

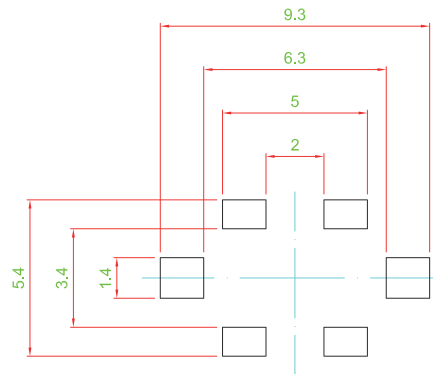
TYPE : R



TYPE : S



▶ P.C.B. LAYOUT

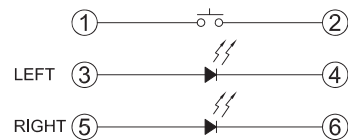


▶ MATERIAL

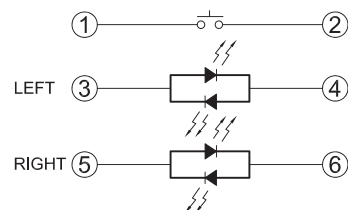
- COVER : LCP+GF
- ACTUATOR : LCP+GF
- BASE : LCP+GF
- TERMINAL : BRASS SILVER PLATING

▶ CIRCUIT DIAGRAM

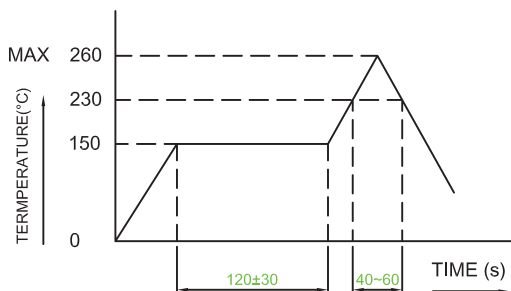
SINGLE COLOR



TWO COLOR



▶ REFLOW SOLDERING



	0	1	2	3	4	5	6	7	8	9	10	11	12	13	14	15	16	17	18	19	
A	0	1	2	3	4	5	6	7	8	9	10	11	12	13	14	15	16	17	18	19	
B	A	B	C	D	E	F	G	H	I	J	CH5	CH6	DSK	PIP	C-KEY	CUT	TAKE	REC	ENG	PROD	
C	K	L	M	N	O	P	Q	R	S	T	REPLAY	RET1	RET2	KEY ON	AUTO TAKE						
D	U	V	W	X	Y	Z	POWER	ON OFF	ON	OFF		USER A	USER B	USER C	USER D	USER E	USER F	USER G	USER H	USER I	
E	OK		Auto	Enter	Start	STOP	OPEN	CLOSE	Exit	Move	USER J								M-1		
F	SET	Reset	Light	Alarm	Menu	Next	Back	Delete	Motor	Save											
G	Up	Down	Right	Left	Test	End	Insert	Lock	Print	+/-											
H	ESC	BC	HOME	Health	D-LED 2	OC GENIE	VIDEO INPUT	clr CMOS	Green Power	Save OK											
I	B/R	Undo Cancel	T/L	F1	F2	F3	F4	F5	F6	F7											
J	F8	F9	F10	F11	F12	F13	F14	IN 1	IN 2	IN 3											
K	IN 4	IN 5	IN 6																		
L	+	-	x	+	=	↑	→														
M							↑	→	↑	→											
N	↑	→	↑	←	▲	▶	◀	▶	◀	▶											
O			↔	◊	◊																
P				x	✓		Config.	TIME LINE	ME1	ME2											
Q	ME3	ME4	BGND 3D DVE1	BGND 3D DVE2	BUS COLOR	ME BUTTON LINK	*	INSERT	WIPE												
R	⏮	ALL		VP		COPY		RECORD MODE	↑												
S		♥	MUTE		Multi IOS																
T		hold	group	end	end	end	end	end	end	end											
U	end	end	chair	amb	amb	amb	amb	amb	amb	amb											
V	end	end	OC			CLEAR	CROSS WIND	AMMO TEMP	BARO PRESS	AIR TEMP											
W	BORE-SIGHT	CANT	LEAD	RANGE	MRS	ZERO	TEST	UD	LR												
X	ID	Dlep	M/F	GALL	.	BAND	SETUP	MODE	LINK	FUNC.											
Y	SHIFT					DEL															
Z				RUN	2D	3D	CH1	CH2	CH3	CH4											