

THIS DRAWING IS UNPUBLISHED. RELEASED FOR PUBLICATION
 © COPYRIGHT - By - ALL RIGHTS RESERVED.

LOC	DIST	REVISIONS					
		P	LTR	DESCRIPTION	DATE	DWN	APVD
FT	0	K18		REVISED PER ECO-11-004587	11MAR11	RK	HMR

PHYSICAL PROPERTIES:
 HOUSING MATERIAL: THERMOPLASTIC, PC
 FLAMABILITY: UL94V-0
 COLOR: BLACK

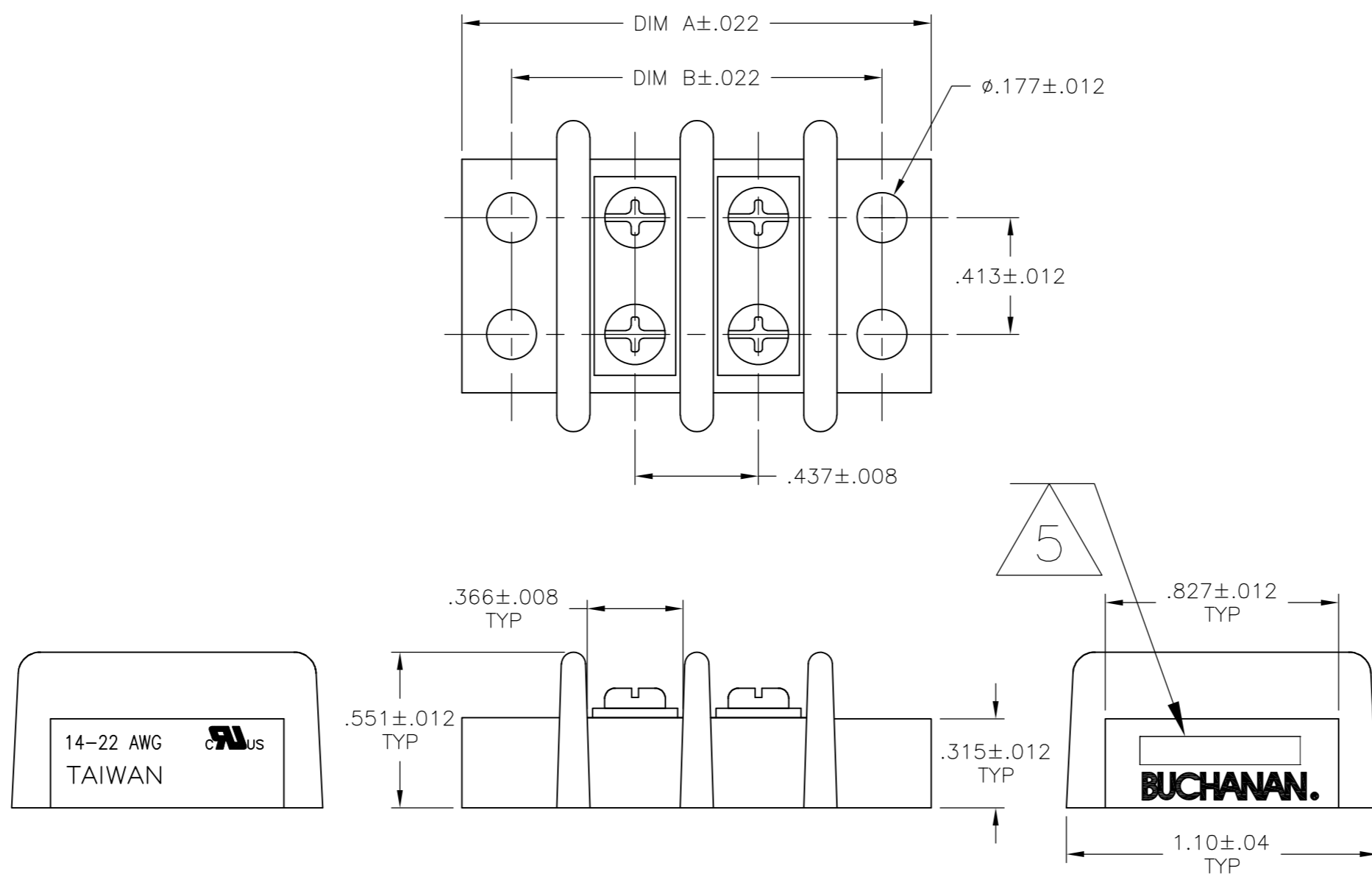
TERMINAL:
 TERMINALS: BRASS, TIN PLATED
 SCREWS: 6-32 STEEL, NICKEL PLATED

MECHANICAL:
 PITCH: .437
 WIRE RANGE: 14-22 AWG
 RECOMMENDED TIGHTENING TORQUE: 12IN-LB

ELECTRICAL PROPERTIES:
 MAX CURRENT: 25A
 OPERATING VOLTAGE: 300V

ENVIRONMENTAL PROPERTIES:
 OPERATING TEMP: -40°C TO 120°C

- 1 SEE FIGURE.
- 2 PRELIMINARY PART NUMBER.
- 3 STAINLESS STEEL SCREWS.
- 4 WHITE INK STAMP.
- 5 TE CONNECTIVITY LOGO LOCATED APPROXIMATE AREA.



5.646	5.992	12	4-1546670-2
9.142	9.488	20	2-1546670-0
8.705	9.051	19	1-1546670-9
8.268	8.614	18	3-1546670-0
8.268	8.614	18	1-1546670-8
7.831	8.177	17	1-1546670-7
7.394	7.740	16	1-1546670-6
6.957	7.303	15	1-1546670-5
6.520	6.866	14	1-1546670-4
6.083	6.429	13	1-1546670-3
5.646	5.992	12	1-1546670-2
5.209	5.555	11	1-1546670-1
4.772	5.118	10	4-1546670-3
4.772	5.118	10	3-1546670-8
4.772	5.118	10	1-1546670-0
4.335	4.681	9	3-1546670-5
4.335	4.681	9	3-1546670-2
4.335	4.681	9	1546670-9
3.898	4.244	8	4-1546670-1
3.898	4.244	8	3-1546670-6
3.898	4.244	8	3-1546670-4
3.898	4.244	8	3-1546670-3
3.898	4.244	8	1546670-8
3.461	3.807	7	1546670-7
3.024	3.370	6	3-1546670-1
3.024	3.370	6	1546670-6
2.587	2.933	5	2-1546670-8
2.587	2.933	5	2-1546670-7
2.587	2.933	5	1546670-5
2.496	2.933	4	3-1546670-9
2.150	2.496	4	2-1546670-9
2.150	2.496	4	1546670-4
1.713	2.059	3	1546670-3
1.276	1.622	2	1546670-2
DIM B	DIM A	NO OF POS	PART NUMBER

THIS DRAWING IS A CONTROLLED DOCUMENT.

DWN	S SCHEGEL	4/4/03
CHK	C RICHARD	4/4/03
APVD	C RICHARD	4/4/03

TE Connectivity

DOUBLE ROW BARRIER STRIP W/ BINDING HD SCREW, .437 SPACING

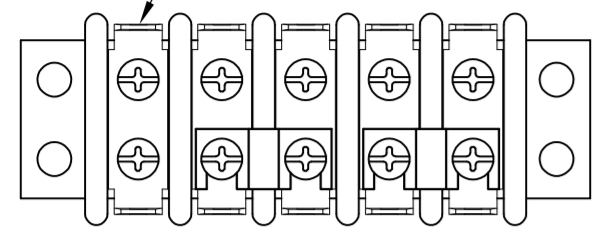
SIZE	A2	CAGE CODE	00779	DRAWING NO	C=1546670	RESTRICTED TO	-
WEIGHT	-	SCALE	NTS	SHEET	1 of 3	REV	K18

CUSTOMER DRAWING

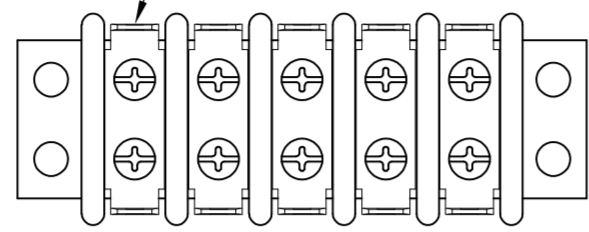
THIS DRAWING IS UNPUBLISHED. RELEASED FOR PUBLICATION
 © COPYRIGHT - By - ALL RIGHTS RESERVED.

LOC		DIST		REVISIONS			
P	LTR	DESCRIPTION	DATE	DWN	APVD		
FT	0	SEE SHEET 1	-	-	-		

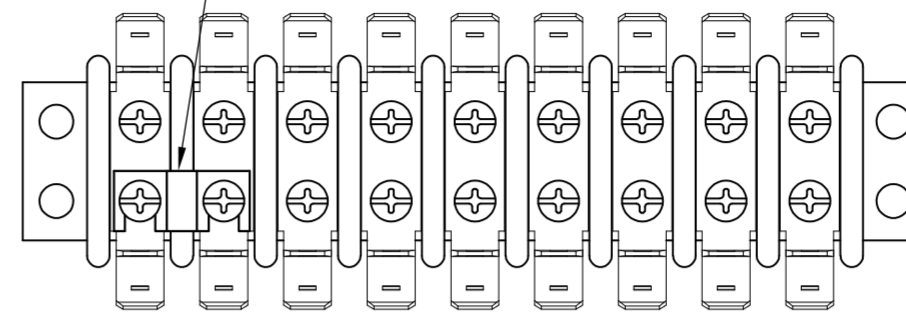
DOUBLE SIDED, DOUBLE HOLE
QC TAB, QTY 5



DOUBLE SIDED, DOUBLE HOLE
QC TAB, QTY 5

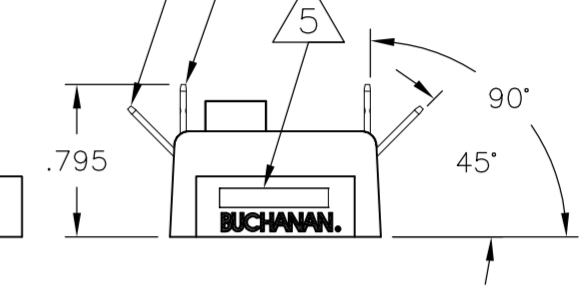


JUMPER, QTY 1



DOUBLE SIDED, DOUBLE HOLE
45° QC TAB, QTY 9

DOUBLE SIDED, DOUBLE HOLE
90° QC TAB, QTY 9

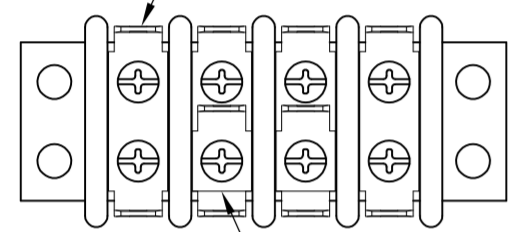


2-1546670-7

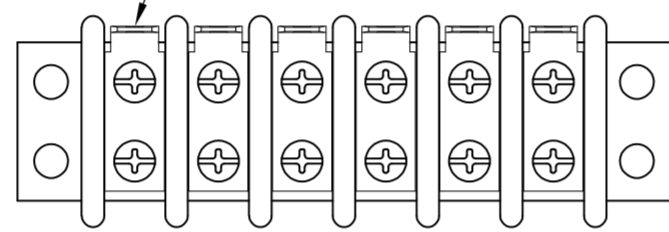
2-1546670-8

3-1546670-2

DOUBLE SIDED, DOUBLE HOLE
QC TAB, QTY 5

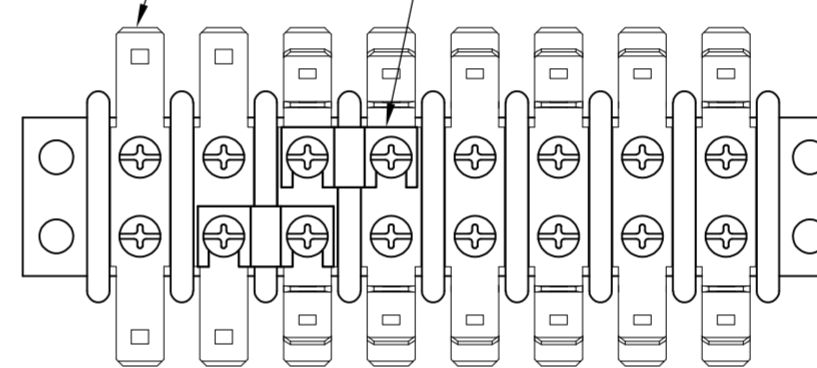


SINGLE SIDED, DOUBLE HOLE
QC TAB, QTY 6



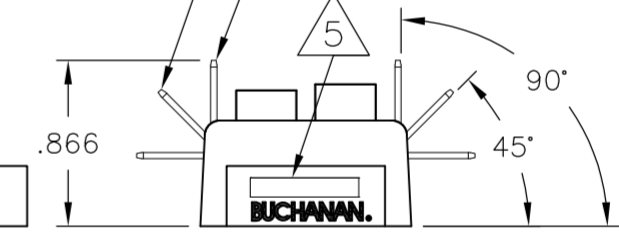
DOUBLE SIDED, DOUBLE HOLE
FLAT QC TAB, QTY 8.

JUMPER, QTY 2



DOUBLE SIDED, DOUBLE HOLE
45° QC TAB, QTY 6

DOUBLE SIDED, DOUBLE HOLE
90° QC TAB, QTY 4

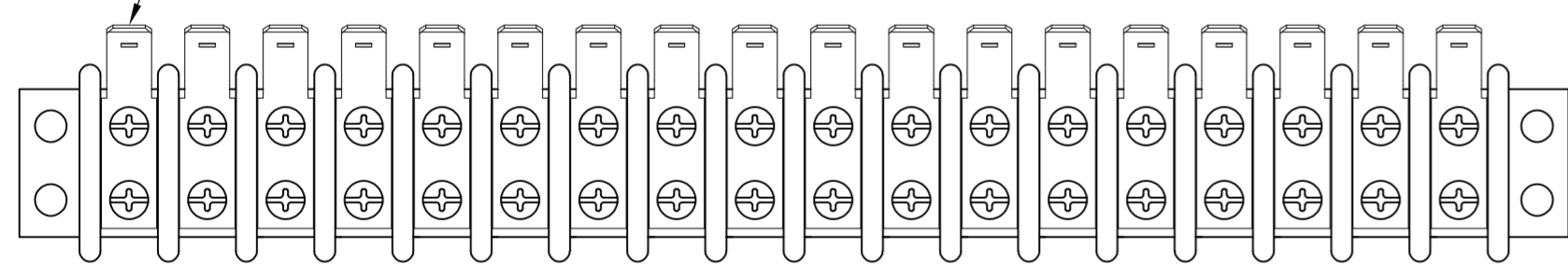


2-1546670-9

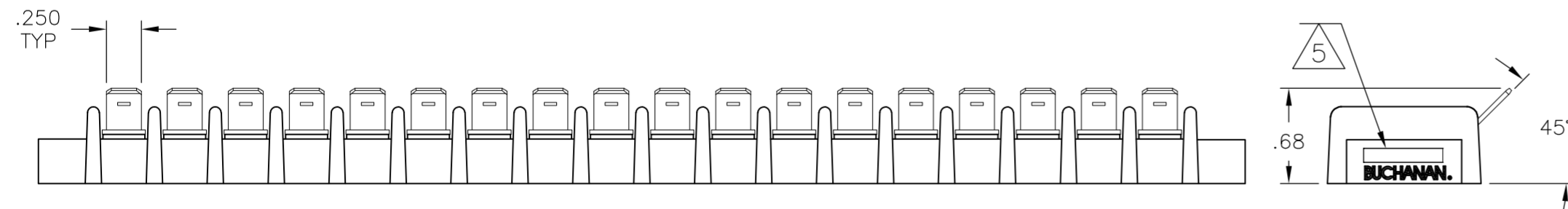
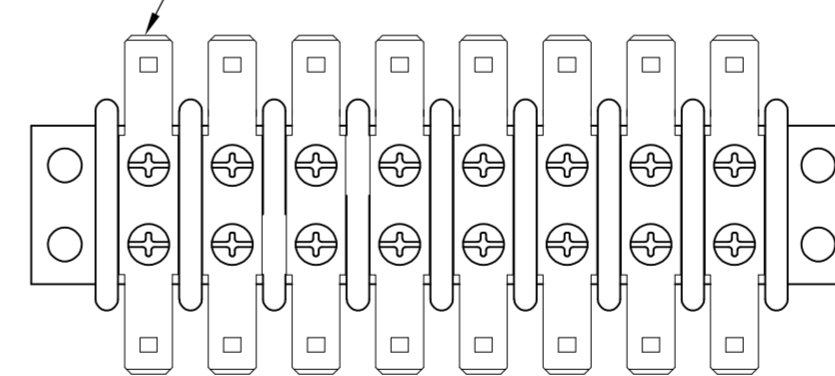
3-1546670-1

3-1546670-3

SINGLE SIDED, DOUBLE HOLE
QC TAB, QTY 18



DOUBLE SIDED, DOUBLE HOLE
FLAT QC TAB, QTY 8.



3-1546670-0

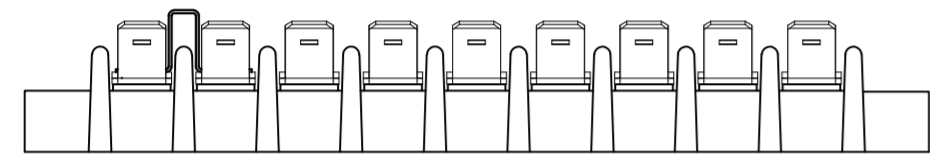
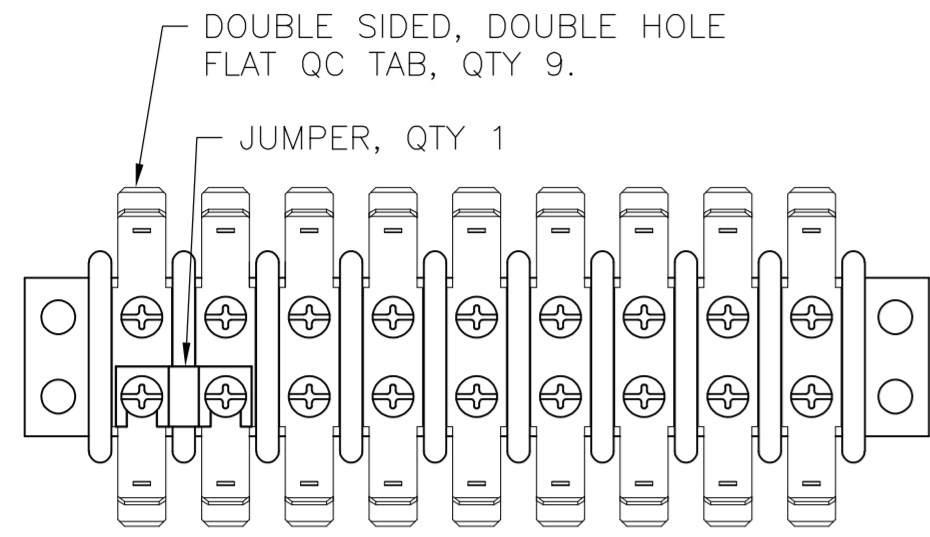
3-1546670-4

11.764	12.110	26	2-1546670-6
11.327	11.673	25	2-1546670-5
10.90	11.236	24	2-1546670-4
10.453	10.799	23	2-1546670-3
10.016	10.362	22	2-1546670-2
9.579	9.925	21	2-1546670-1
9.142	9.488	20	3-1546670-7
DIM B	DIM A	NO OF POS	PART NUMBER

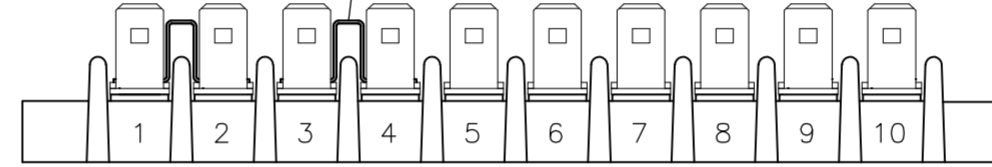
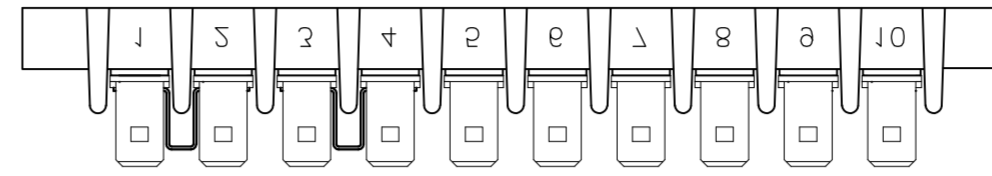
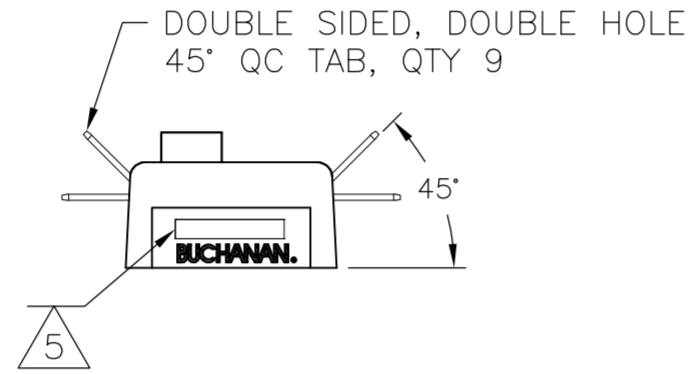
THIS DRAWING IS A CONTROLLED DOCUMENT.		DWN	S SCHEGEL	4/4/03	 TE Connectivity	
DIMENSIONS: INCHES		CHK	C RICHARD	4/4/03		
TOLERANCES UNLESS OTHERWISE SPECIFIED:		APVD	C RICHARD	4/4/03		
0 PLC ± - 1 PLC ± - 2 PLC ± .01 3 PLC ± .005 4 PLC ± - ANGLES ± 3°		PRODUCT SPEC	-	-		
MATERIAL		FINISH	-	-	NAME	DOUBLE ROW BARRIER STRIP W/ BINDING HD SCREW, .437 SPACING
-		WEIGHT	-	-	SIZE	A2
-		CUSTOMER DRAWING		SCALE	CAGE CODE	00779
-		-		RESTRICTED TO	DRAWING NO	C=1546670
-		-		SCALE	SHEET	2 OF 3
-		-		REV	K18	

THIS DRAWING IS UNPUBLISHED. RELEASED FOR PUBLICATION
 © COPYRIGHT - By - ALL RIGHTS RESERVED.

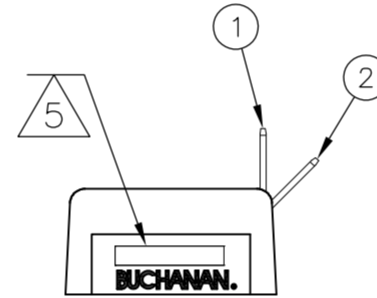
LOC		DIST		REVISIONS			
P	LTR	DESCRIPTION	DATE	DWN	APVD		
FT	0	SEE SHEET 1	-	-	-		



3-1546670-5

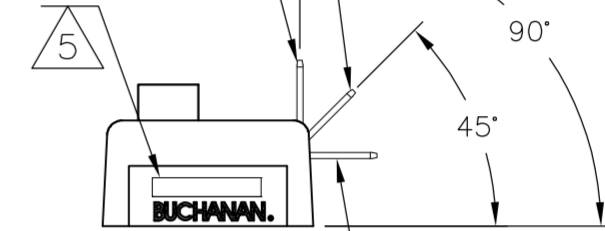


4-1546670-3

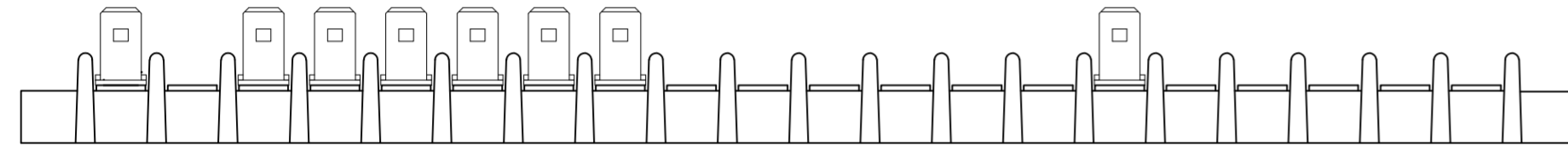


SINGLE SIDED, DOUBLE HOLE 45° QC TAB, QTY 10

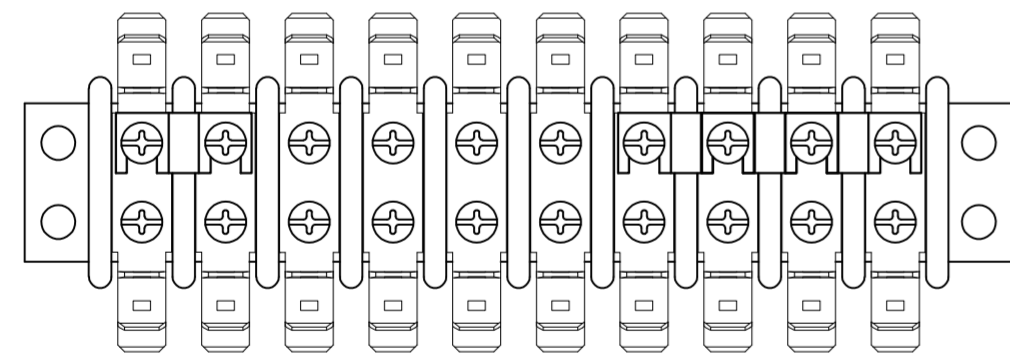
SINGLE SIDED, DOUBLE HOLE 90° QC TAB, QTY 10



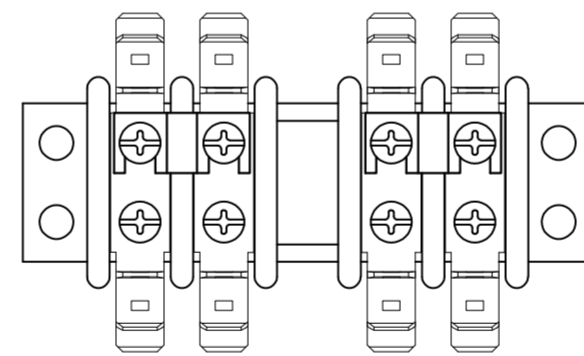
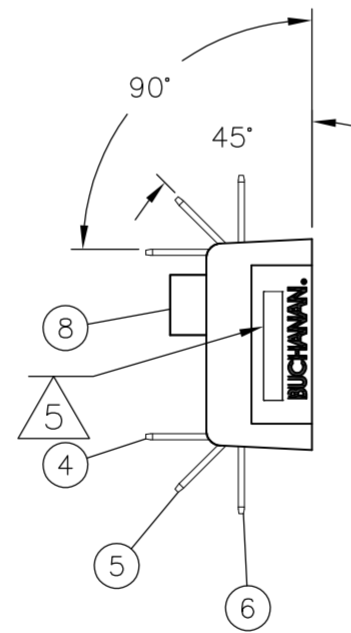
SINGLE SIDED, DOUBLE HOLE FLAT QC TAB, QTY 10



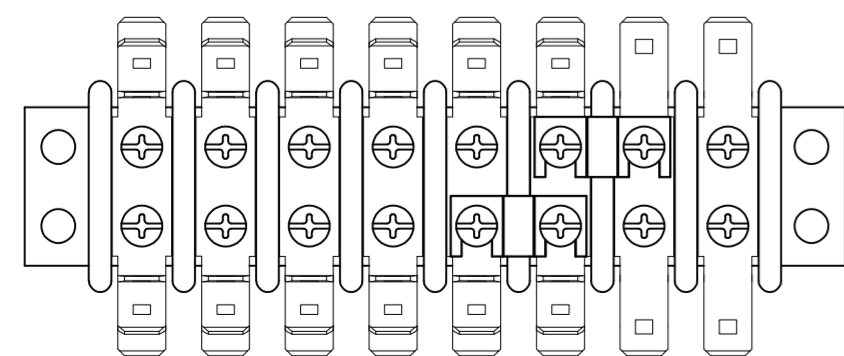
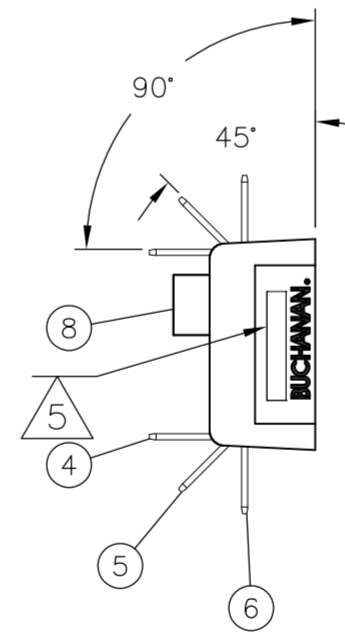
3-1546670-7



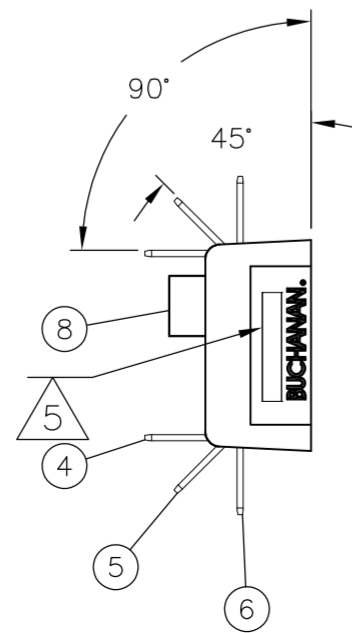
3-1546670-8



3-1546670-9



4-1546670-1



THIS DRAWING IS A CONTROLLED DOCUMENT.		DWN S SCHEGEL 4/4/03	TE Connectivity	
DIMENSIONS: INCHES		CHK C RICHARD 4/4/03		
TOLERANCES UNLESS OTHERWISE SPECIFIED:		APVD C RICHARD 4/4/03	NAME	
0 PLC ± -	1 PLC ± -	PRODUCT SPEC	DOUBLE ROW BARRIER STRIP W/ BINDING HD SCREW, .437 SPACING	
2 PLC ± .01	3 PLC ± .005	APPLICATION SPEC	SIZE A2	CAGE CODE 00779
4 PLC ± -	ANGLES ± 3'	WEIGHT -	DRAWING NO C-1546670	RESTRICTED TO -
MATERIAL -	FINISH -	CUSTOMER DRAWING	SCALE NTS	SHEET 3 of 3