










Distribution Block

CMDB blocks are the modified version of CDB terminal blocks without central incoming terminal connections.

| | CMDB4/x | CMDB6/x | CMDB10/x |
|---------------------|--|--|--|
| |  |  |  |
| Terminal Width | 6 mm | 8 mm | 10 mm |
| Height & Width | 45 x 43 mm | 43 x 47 mm | 43 x 47 mm |
| Stripping Length | 9 mm | 12 mm | 12 mm |
| Insulation Material | Polyamide 6.6 | Polyamide 6.6 | Polyamide 6.6 |
| Type of Connection | Screw clamp connection | Screw clamp connection | Screw clamp connection |
| Approvals |  60947-7-1  C E220514 |  60947-7-1  C E220514 |  60947-7-1  C E220514 |
| Wire Range | 0.2-4 sq.mm 22-10 AWG | 1.5-6 sq.mm 22-8 AWG | 1.5-10 sq.mm 22-6 AWG |
| Voltage Rating | 1000 V 600 V | 1000 V 600 V | 1000 V 600 V |
| Current Rating | 32 A 35 A | 41 A 50 A | 57 A 65 A |
| Torque | 0.5 Nm 7 lb-in | 0.8 Nm 14 lb-in | 1.2 Nm 14 lb-in |

Other Approvals



Terminal Block

| Cat. No. | H x W x L | Outputs | Std. Pk. | Cat. No. | H x W x L | Outputs | Std. Pk. | Cat. No. | H x W x L | Outputs | Std. Pk. |
|----------|----------------|---------|----------|----------|----------------|---------|----------|-----------|-----------------|---------|----------|
| CMDB4/2 | 45 x 43 x 13.5 | 4 | 10 | CMDB6/2 | 43 x 48 x 17.5 | 4 | 10 | CMDB10/2 | 43 x 48 x 21.5 | 4 | 10 |
| CMDB4/3 | 45 x 43 x 19.5 | 6 | 10 | CMDB6/3 | 43 x 48 x 25.5 | 6 | 10 | CMDB10/3 | 43 x 48 x 31.5 | 6 | 10 |
| CMDB4/4 | 45 x 43 x 25.5 | 8 | 5 | CMDB6/4 | 43 x 48 x 33.5 | 8 | 10 | CMDB10/4 | 43 x 48 x 41.5 | 8 | 10 |
| CMDB4/10 | 45 x 43 x 61.5 | 20 | 5 | CMDB6/10 | 43 x 48 x 81.5 | 20 | 5 | CMDB10/10 | 43 x 48 x 101.5 | 20 | 5 |

Cat. No. Std. Pk.

Cat. No. Std. Pk.

Cat. No. Std. Pk.

DIN Rail for ordering information refer to pages 90-91



End Stop for ordering information refer to page 92



CA702 50
CA802 50

CA702 50
CA802 50

CA702 50
CA802 50

Marking Tags



MT6 100

MT8 100

MT10 100










Warning Label

SWL6 100

COLOR BLOCKS
(other than standard grey)

When ordering please add color suffix to Cat. No.

Example for color Red: **Cat.No./R**

| | | |
|----------------------------------|------------------------|---|
| Color | Ordering Suffix | |
| Red | R |  |
| Yellow | Y |  |
| Blue | BU |  |
| Green | G |  |
| Consult Altech for availability: | | |
| Orange | O |  |
| Beige | BG |  |
| Dark Brown | DB |  |
| Black | BL |  |
| White | W |  |