










Distribution Block

CMDB blocks are the modified version of CDB terminal blocks without central incoming terminal connections.

	CMDB4/x	CMDB6/x	CMDB10/x
			
Terminal Width	6 mm	8 mm	10 mm
Height & Width	45 x 43 mm	43 x 47 mm	43 x 47 mm
Stripping Length	9 mm	12 mm	12 mm
Insulation Material	Polyamide 6.6	Polyamide 6.6	Polyamide 6.6
Type of Connection	Screw clamp connection	Screw clamp connection	Screw clamp connection
Approvals	 60947-7-1  C E220514	 60947-7-1  C E220514	 60947-7-1  C E220514
Wire Range	0.2-4 sq.mm 22-10 AWG	1.5-6 sq.mm 22-8 AWG	1.5-10 sq.mm 22-6 AWG
Voltage Rating	1000 V 600 V	1000 V 600 V	1000 V 600 V
Current Rating	32 A 35 A	41 A 50 A	57 A 65 A
Torque	0.5 Nm 7 lb-in	0.8 Nm 14 lb-in	1.2 Nm 14 lb-in

Other Approvals



Terminal Block

Cat. No.	H x W x L	Outputs	Std. Pk.	Cat. No.	H x W x L	Outputs	Std. Pk.	Cat. No.	H x W x L	Outputs	Std. Pk.
CMDB4/2	45 x 43 x 13.5	4	10	CMDB6/2	43 x 48 x 17.5	4	10	CMDB10/2	43 x 48 x 21.5	4	10
CMDB4/3	45 x 43 x 19.5	6	10	CMDB6/3	43 x 48 x 25.5	6	10	CMDB10/3	43 x 48 x 31.5	6	10
CMDB4/4	45 x 43 x 25.5	8	5	CMDB6/4	43 x 48 x 33.5	8	10	CMDB10/4	43 x 48 x 41.5	8	10
CMDB4/10	45 x 43 x 61.5	20	5	CMDB6/10	43 x 48 x 81.5	20	5	CMDB10/10	43 x 48 x 101.5	20	5

Cat. No. Std. Pk.

Cat. No. Std. Pk.

Cat. No. Std. Pk.

DIN Rail for ordering information refer to pages 90-91



End Stop for ordering information refer to page 92



CA702 50
CA802 50

CA702 50
CA802 50

CA702 50
CA802 50

Marking Tags



MT6 100

MT8 100

MT10 100

Warning Label





SWL6 100

COLOR BLOCKS

(other than standard grey)

When ordering please add color suffix to Cat. No.

Example for color Red: **Cat.No./R**

Color	Ordering Suffix
Red	R 
Yellow	Y 
Blue	BU 
Green	G 

Consult Altech for availability.

Orange	O 
Beige	BG 
Dark Brown	DB 
Black	BL 
White	W 