













Distribution Block




CMDB blocks are the modified version of CDB terminal blocks without central incoming terminal connections.

	CMDB4/x		CMDB6/x		CMDB10/x	
						
Terminal Width	6 mm		8 mm		10 mm	
Height & Width	45 x 43 mm		43 x 47 mm		43 x 47 mm	
Stripping Length	9 mm		12 mm		12 mm	
Insulation Material	Polyamide 6.6		Polyamide 6.6		Polyamide 6.6	
Type of Connection	Screw clamp connection		Screw clamp connection		Screw clamp connection	
Approvals	 		 		 	
Wire Range	0.2-4 sq.mm 22-10 AWG		1.5-6 sq.mm 22-8 AWG		1.5-10 sq.mm 22-6 AWG	
Voltage Rating	1000 V 600 V		1000 V 600 V		1000 V 600 V	
Current Rating	32 A 35 A		41 A 50 A		57 A 65 A	
Torque	0.5 Nm 7 lb-in		0.8 Nm 14 lb-in		1.2 Nm 14 lb-in	
Other Approvals						

Terminal Block

Cat. No.	H x W x L	Outputs	Std. Pk.	Cat. No.	H x W x L	Outputs	Std. Pk.	Cat. No.	H x W x L	Outputs	Std. Pk.
CMDB4/2	45 x 43 x 13.5	4	10	CMDB6/2	43 x 48 x 17.5	4	10	CMDB10/2	43 x 48 x 21.5	4	10
CMDB4/3	45 x 43 x 19.5	6	10	CMDB6/3	43 x 48 x 25.5	6	10	CMDB10/3	43 x 48 x 31.5	6	10
CMDB4/4	45 x 43 x 25.5	8	5	CMDB6/4	43 x 48 x 33.5	8	10	CMDB10/4	43 x 48 x 41.5	8	10
CMDB4/10	45 x 43 x 61.5	20	5	CMDB6/10	43 x 48 x 81.5	20	5	CMDB10/10	43 x 48 x 101.5	20	5
Cat. No.	Std. Pk.			Cat. No.	Std. Pk.			Cat. No.	Std. Pk.		

DIN Rail for ordering information refer to pages 90-91

		
---	--	---

End Stop for ordering information refer to page 92



CA702	50	CA702	50	CA702	50
CA802	50	CA802	50	CA802	50

Marking Tags



MT6	100	MT8	100	MT10	100
-----	-----	-----	-----	------	-----









Warning Label

		SWL6	100		
--	--	------	-----	--	--

COLOR BLOCKS
(other than standard grey)

When ordering please add color suffix to Cat. No.

Example for color Red: **Cat.No./R**

Color	Ordering Suffix	
Red	R	
Yellow	Y	
Blue	BU	
Green	G	
Consult Altech for availability:		
Orange	O	
Beige	BG	
Dark Brown	DB	
Black	BL	
White	W	