DRW. NO. A114188-001 | Sheet. No. /

記号x数	変更内容 REVISION DESCRIPTION	承認	検図	担当	年月日	変更通知書No.
B x 2	注記追加	伊東	斉藤	久石	13/03/07	M126111
C x 2	ねじ形状変更、記事追加	伊東	斉藤	久石	13/05/13	M126392
D x 9	ガスケット及び材質表記変更	伊東	佐藤	斉藤	13/08/02	M126729
E x						
F x						

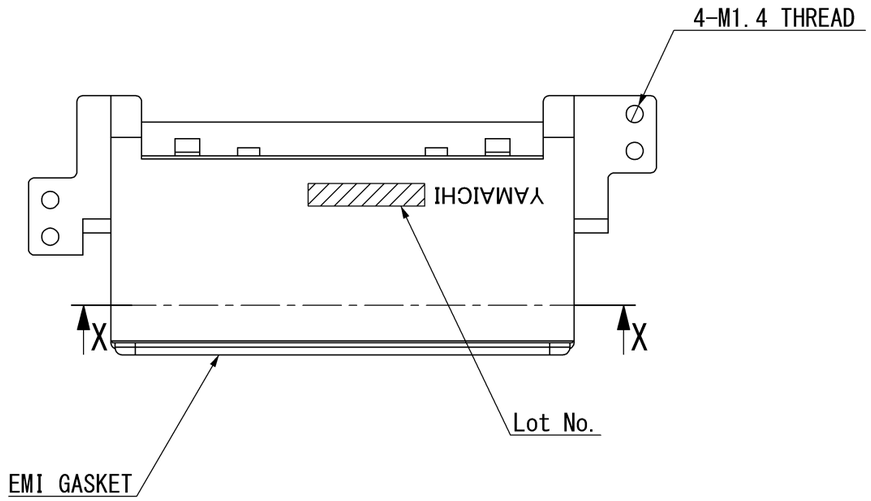

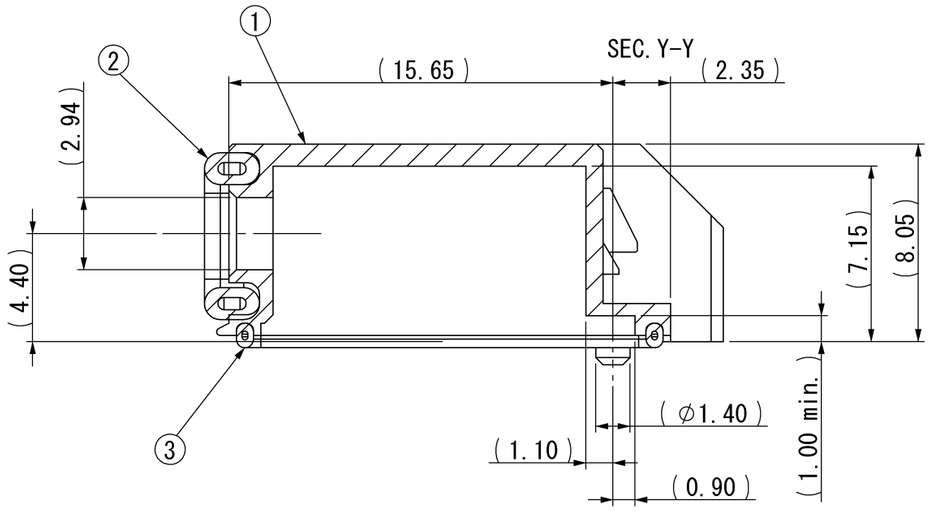

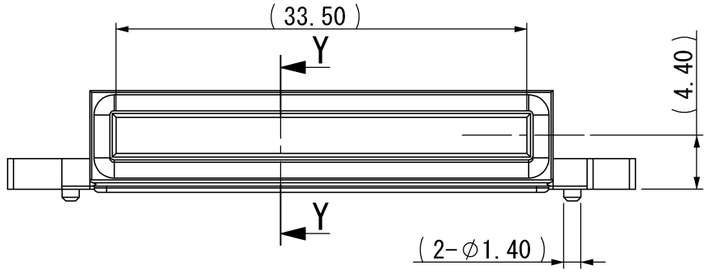

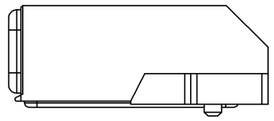

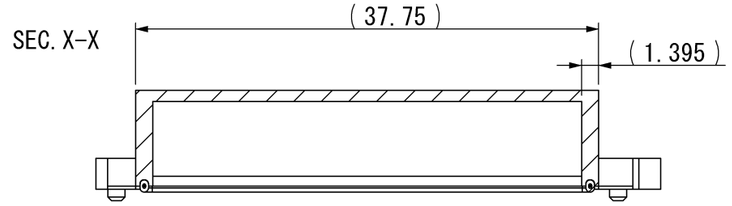

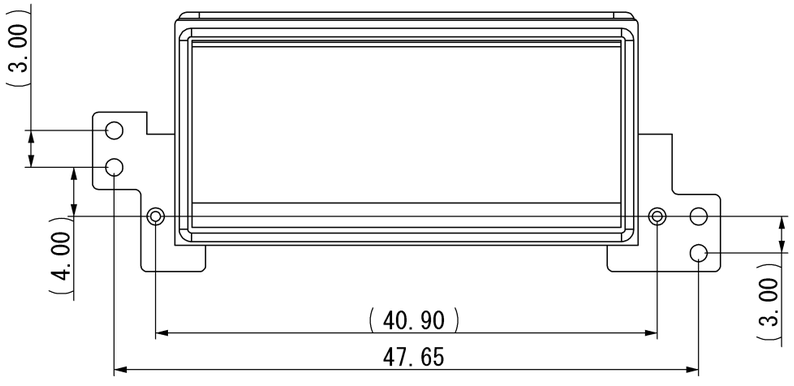

添付ねじ形状 (S=4/1) SCREW

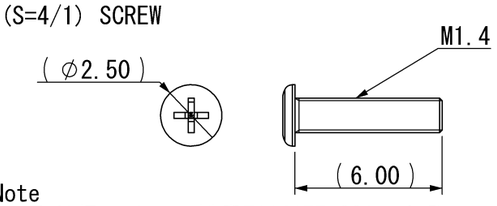

記事 Note
1. 性能・取り扱いは、仕様書F114177-001による。
   Performance and handling shall conform to the Specification (F114177-001).
2. 標準梱包はトレイとする。
   Standard packaging method is tray.
   Refer to Packaging Spec.R114188-001 for detail.
3. 実装寸法・禁止エリア・使用方法などは性能仕様書(F114177-001)参照のこと。
   Mounting dimension, prohibited area and proper usage that shall
   confirm to specification drawing(F114177-001).
4. 添付ねじ締め付けトルク　Torque 0.1N・m
5. Lot No.
   D YAMAICHI xxxxxx
   Date of manufacture(yy/mm/dd)

ITEM 部品番号	DESCRIPTION 部品名	QNT. 個数	MATERIAL 材質・寸度	CONTENT 記事
5	Glue	-	D Silicone	-
4	Screw	4	D Stainless steel M1.4x6	脱脂処理(degreasing)添付品
3	Bottom Gasket	1	D Silicone (AlAg Addition)	D White
2	Front Gasket	1	D Silicone (AlAg Addition)	D White
1	Connector Cover	1	D Zinc	D Copper-Nickel Plating

RoHS compliant

指定外寸法公差 ±0.3
Tolerances ±0.3 unless otherwise specified.
( )寸法は参考値 ( ) Reference Value.

尺度 SCALE 2 / 1	承認 APP.	承認 APP.	検図 CHK.	製図 DRW.	設計 DSGN.
単位 DIMENSION mm		12/09/20	12/09/20	12/09/06	12/09/06
三角図法 3RD. ANGLE PROJECTION		T. Ito	S. Yoshida	M. Saito	T. Ito

山一電機株式会社
YAMAICHI ELECTRONICS Co.,Ltd.

分類(CLASS) CFP2 Single Connector Cover
名称(TITLE) CN121G-104-0002
図番(DRW. NO.) A114188-001 | Sheet No. / | REV. D

A3-A1-SW006