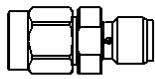
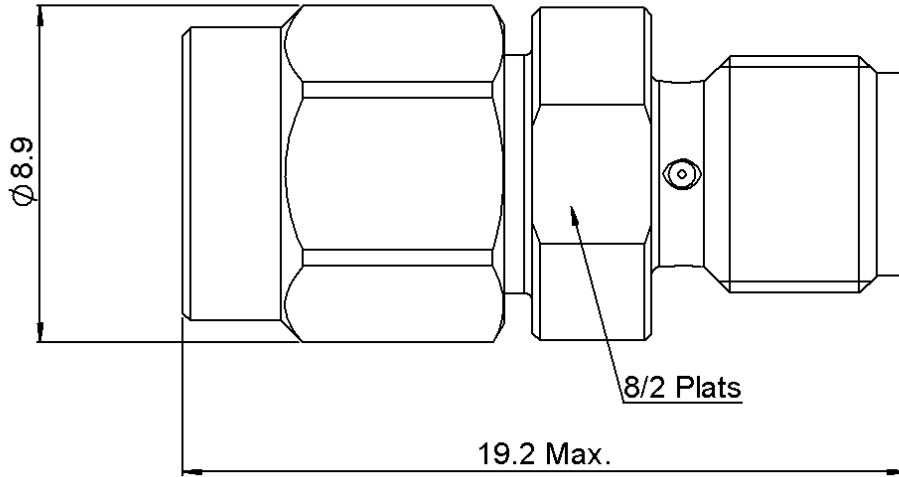


SMA ATTENUATOR

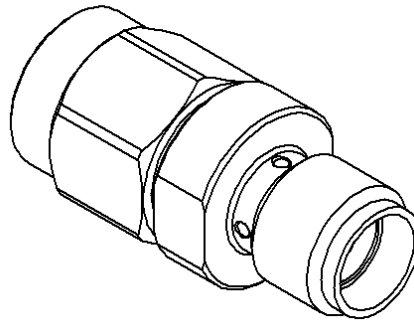
R411.809.124

9 DB 6 GHZ 1W

Series : ATTENUATOR



SCALE 1/1



All dimensions are in mm.



| COMPONENTS | MATERIALS | PLATING(μm) |
|-----------------------|------------------|-----------------------|
| BODY | BRASS | NICKEL 2 |
| MALE CENTER CONTACT | BRASS | .GOLD 1 OVER NICKEL 2 |
| FEMALE CENTER CONTACT | BERYLLIUM COPPER | .GOLD 1 OVER NICKEL 2 |
| OUTER CONTACT | | |
| INSULATOR | PTFE | |
| GASKET | SILICONE RUBBER | |
| SUBSTRATE | ALUMINA | |
| RESISTOR | THICK FILM | |
| OTHERS PARTS | | |

Issue : 0738 C

In the effort to improve our products, we reserve the right to make changes judged to be necessary.

SMA ATTENUATOR

R411.809.124

9 DB 6 GHZ 1W

Series : ATTENUATOR

ELECTRICAL CHARACTERISTICS

| | | |
|-----------------|--------|-------|
| Frequency (GHz) | DC - 2 | 2 - 6 |
| V.S.W.R (≤) | 1.20 | 1.30 |
| Deviation(±dB) | 0.50 | 0.50 |

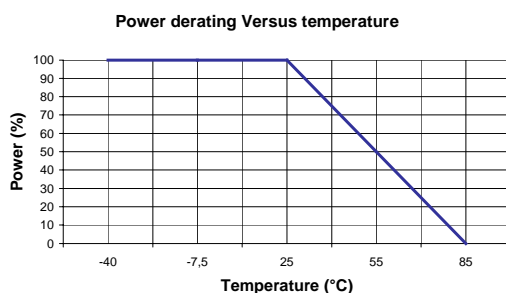
| | | |
|------------------------------|--------|--|
| Operating Frequency Range | DC - 6 | GHz |
| Impedance | 50 | Ω |
| Nominal Attenuation | 9 | dB |
| Peak power at 25°C (1μs, 1%) | 100 | W |
| Average power at 25°C | 1 | W (Free Air Cooled) W (Conduction Cooled) |

MECHANICAL CHARACTERISTICS

| | | | |
|------------|--------|-------------|-------------|
| Connectors | SMA | Male Female | MIL-C 39012 |
| Weight | 4,3200 | g | |

ENVIRONMENTAL CHARACTERISTICS

| | |
|-----------------------------|--------------|
| Operating temperature range | -40 / +85 °C |
| Storage temperature range | -40 / +85 °C |



SPECIFICATION

OTHER CHARACTERISTICS

Issue : 0738 C

In the effort to improve our products, we reserve the right to make changes judged to be necessary.