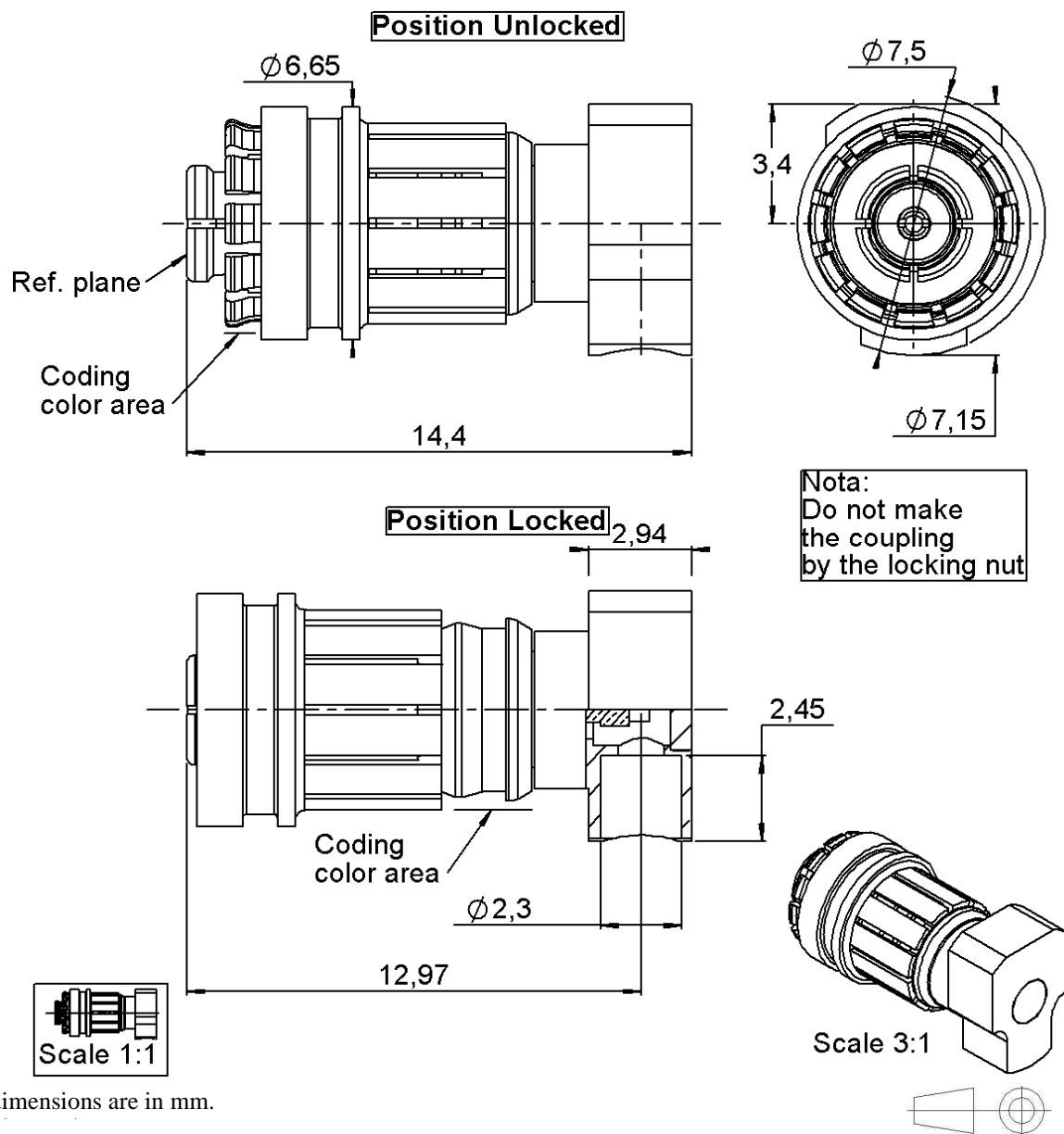


**FEMALE RIGHT ANGLE PLUG , SOLDER TYPE**
**R222.L80.300**
**CABLE .085**

Series : SMP LOCK



All dimensions are in mm.

COMPONENTS	MATERIALS	PLATING ( $\mu\text{m}$ )
BODY	BERYLLIUM COPPER, BRASS	N2PGR
CENTER CONTACT	BERYLLIUM COPPER	GOLD 1.27 OVER NICKEL 1.27
OUTER CONTACT	-	-
INSULATOR	PTFE+PEEK	-
GASKET	CuAg LOADED SILICONE RUBBER	NICKEL 2
OTHERS PARTS	BERYLLIUM COPPER	-
-	-	-
-	-	-

Issue : 1407A      A

In the effort to improve our products, we reserve the right to make changes judged to be necessary.

**RADIAL**

**FEMALE RIGHT ANGLE PLUG , SOLDER TYPE****R222.L80.300****CABLE .085****Series : SMP LOCK****PACKAGING**

Standard	Unit	Other
<b>100</b>	<b>-</b>	<b>Contact us</b>

**ELECTRICAL CHARACTERISTICS**

Impedance	<b>50</b>	$\Omega$
Frequency	<b>0-26.5</b>	GHz
VSWR	<b>1.3 + 0,0050</b>	x F(GHz) Maxi
Insertion loss	<b>0.12</b>	$\sqrt{F}(\text{GHz})$ dB Maxi
RF leakage	<b>- ( *90</b>	- F(GHz)) dB Maxi
Voltage rating	<b>335</b>	Veff Maxi
Dielectric withstanding voltage	<b>500</b>	Veff mini
Insulation resistance	<b>5000</b>	M $\Omega$ mini

**MECHANICAL CHARACTERISTICS**

Center contact retention		
Axial force – Mating end	<b>6.7</b>	N mini
Axial force – Opposite end	<b>6.7</b>	N mini
Torque	<b>NA</b>	N.cm mini
Recommended torque		
Mating	<b>NA</b>	N.cm
Panel nut	<b>NA</b>	N.cm
Clamp nut	<b>NA</b>	N.cm
A/F clamp nut	<b>0,0000</b>	mm
Mating life	<b>500</b>	Cycles mini
Weight	<b>2,2200</b>	g

**ENVIRONMENTAL**

Operating temperature	<b>-55/+125</b>	° C
Hermetic seal	<b>NA</b>	Atm.cm3/s
Panel leakage	<b>NA</b>	

**SPECIFICATION****CABLE ASSEMBLY**

Stripping	a	b	c	d	e	f
mm	1,30	0,00	0,00	0,00	0,00	0,00

Assembly instruction :

Recommended cable(s)

BELN 1671A

RG 405

KS 1

Characteristics indicated on this data sheet are those that can be achieved with the highest performance cable. Intrinsic limitations of the cable may diminish the performance of the assembly

Cable retention

- pull off	<b>** N mini</b>
- torque	<b>N.cm</b>

**TOOLING**

Part Number	Description	Hexagon
R282051000	STRIPPING TOOL	
R282062010	POINTER GAUGE	
R282743120	POSITIONER FOR SOLDERING SMP	
R282740000	SOLDERING MOUNTING	

**OTHER CHARACTERISTICS**

\*-90 up to 18 GHz

\*\* See the TDS of the cable assembly

500 matings/dematings of the locking sleeve

**Issue : 1407A A**

In the effort to improve our products, we reserve the right to make changes judged to be necessary.



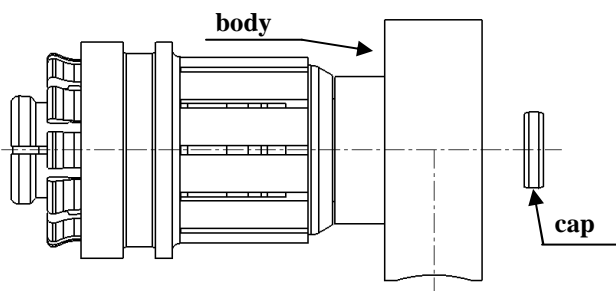
## FEMALE RIGHT ANGLE PLUG , SOLDER TYPE

**R222.L80.300**

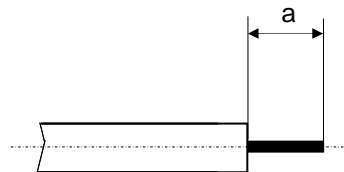
CABLE .085

Series : SMP LOCK

## COMPONENTS

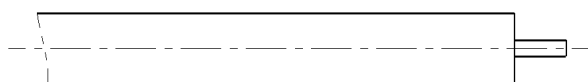


## STRIPPING DIMENSION

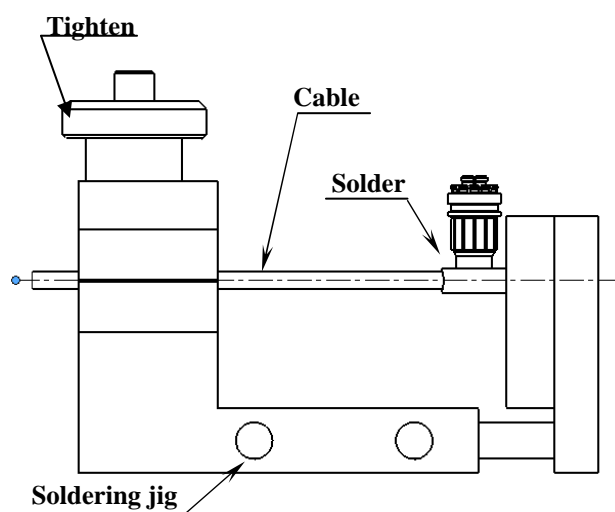


We recommend a thermal preconditioning cable

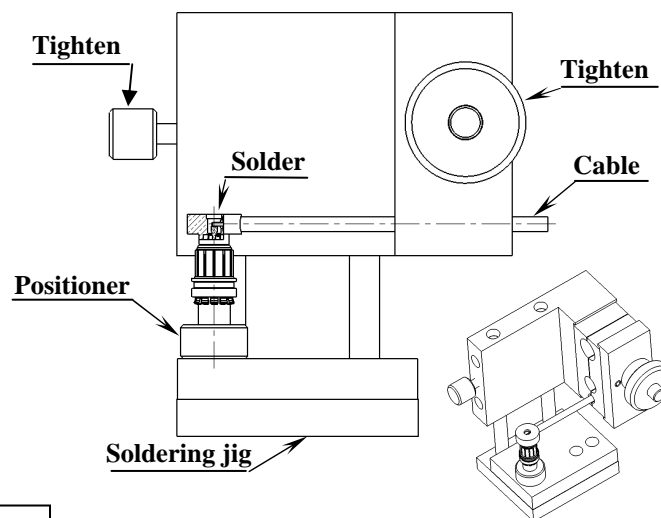
- 1 Strip the cable .  
Clean the cable .  
The iron temperature shall not exceed 250°C max



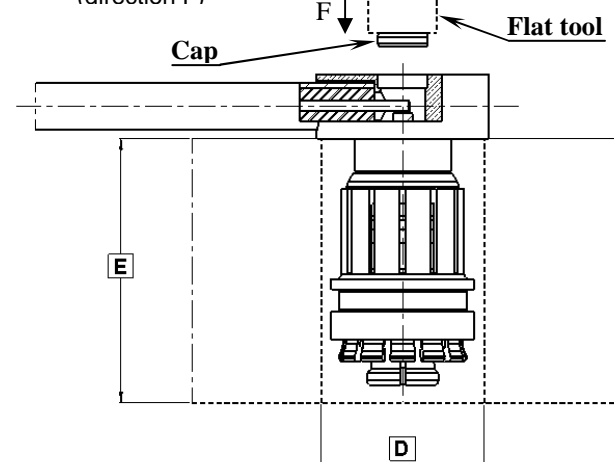
- 2 Check the orientation of the "U shape" of the center contact and align if necessary.  
Insert the assembly in the soldering jig and tighten.  
Slide cable into connector until it bottoms against the body and tighten.  
Solder the body onto the cable .



- 3 After cooling remove the cable assembly from the jig.  
Slide the body in position unlocked into the positioner until its bottoms against the positioner .  
Slide cable assembly into the jig and tighten.  
Solder the center contact.  
After cooling remove cable assembly from the jig.



- 4 Place cable assembly into a dia D = 6.85 +0.1 and thickness E = 12.3 +0.1 .  
Place cable assembly below a flat pressing tool .  
Press-fit the cap until it bottoms against the body .  
(direction F)



Issue : 1407A A

In the effort to improve our products, we reserve the right to make changes judged to be necessary.

RADIAL R