


Pin Spacing: 10.16mm  
 Orientation: Vertical  
 Clamp Type: Screw Cage  
 Design: Modular



**MVB-25xx-D**

**ELECTRICAL**

	Current	Voltage	Wire Range
	15A <sup>①</sup>	300V	30-14AWG
	24A	750V	2.5mm <sup>2</sup> Stranded 4.0mm <sup>2</sup> Solid

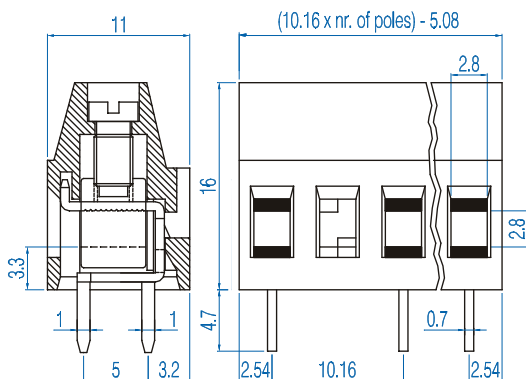
**INSTALLATION DATA**

<b>Screw Size</b>	M3	<b>PCB Hole Size</b>	1.3mm
<b>Torque</b>	0.5Nm (4.5 lbf-in.)	<b>Stripping Lgth.</b>	8.3mm

**MATERIAL**

<b>Body</b>	Polyamide	<b>Screw</b>	Galvanized Steel
<b>Flammability Class</b>	UL94V-0	<b>Terminal</b>	Tin-Plated Brass
<b>Temperature Limit</b>	105°C UL 125°C IEC	<b>Clamp</b>	Nickel Brass
<b>Color</b>	Green		


No. Poles	Cat. #	Length (mm)	Std. Pk.
2	MVB-252-D	15.2	100
3	MVB-253-D	25.4	50
4	MVB-254-D	35.6	50
5	MVB-255-D	45.7	50
6	MVB-256-D	55.9	50
7	MVB-257-D	66.0	50
8	MVB-258-D	76.2	20
9	MVB-259-D	86.4	20
10	MVB-2510-D	96.5	20
11	MVB-2511-D	106.7	20
12	MVB-2512-D	116.8	20



<sup>①</sup>18A Factory Wiring - UL

**10.16mm Pin Spacing** – Fixed PCB Blocks

Pin Spacing: 10.16mm  
 Orientation: Vertical  
 Clamp Type: Screw Cage  
 Design: Modular



**MV-10xx**

**ELECTRICAL**

	Current	Voltage	Wire Range
	57A	600V	30-6AWG
	57A	750V	10.0mm <sup>2</sup> Stranded 16.0mm <sup>2</sup> Solid

**INSTALLATION DATA**

<b>Screw Size</b>	M4	<b>PCB Hole Size</b>	1.7mm
<b>Torque</b>	1.2Nm (10.8 lbf-in.)	<b>Stripping Lgth.</b>	15mm

**MATERIAL**

<b>Body</b>	Polyamide	<b>Screw</b>	Galvanized Steel
<b>Flammability Class</b>	UL94V-0	<b>Terminal</b>	Tin-Plated Brass
<b>Temperature Limit</b>	105°C UL 125°C IEC	<b>Clamp</b>	Nickel Brass
<b>Color</b>	Green		

No. Poles	Cat. #	Length (mm)	Std. Pk.
2	MV-1002	20.3	100
3	MV-1003	30.5	50
4	MV-1004	40.6	50
5	MV-1005	50.8	50
6	MV-1006	61.0	50
7	MV-1007	71.1	50
8	MV-1008	81.3	20
9	MV-1009	91.4	20
10	MV-1010	101.2	20
11	MV-1011	111.8	20
12	MV-1012	121.9	20

