

**Part Number:** 2643540002  
**Frequency Range:** Broadband Frequencies 25-300 MHz (43 material)  
**Description:** CS14/6.4/29-43 43 ROUND CABLE CORE  
**Application:** Suppression Components  
**Where Used:** Cable Component  
**Part Type:** Round Cable EMI Suppression Cores  
**Preferred Part:** ✓

### Part Type Information

### Mechanical Specifications

**Weight:** 17.70 (g)

[View Chart Legend](#)

Dim	mm	mm tol	nominal inch	inch misc.
A	14.30	±0.45	0.562	-
B	6.35	±0.25	0.250	-
C	28.60	±0.75	1.125	-
D	-	-	-	-
E	-	-	-	-
F	-	-	-	-
G	-	-	-	-
H	-	-	-	-
J	-	-	-	-
K	-	-	-	-

Land Patterns					Winding Information				
V	W (ref)	X	Y	Z	Turns Tested	Wire Size	1st Wire Length	2nd Wire Length	
-	-	-	-	-	-	-	-	-	
Reel Information					Pkg Size				
Tape Width mm	Pitch mm	Parts 7" Reel	Parts 13" Reel	Parts 14" Reel	-				
-	-	-	-	-	Connector Plate				
		# Holes	# Rows			-			
		-	-			-			
Cable Information									
Max Diameter		Max Dimension		Solid Equivalent		Flat Cable Cores			
-		-		-		-			

### Electrical Specifications

Typical Impedance (Ω)	
10 MHz	105
25 MHz*	171
100 MHz*	250
250 MHz	255

Electrical Properties	
H(Oe)	.43

### Ferrite Material Constants

Specific Heat .....	0.25 cal/g°C
Thermal Conductivity .....	10x10 <sup>-3</sup> cal/sec/cm <sup>2</sup> °C
Coefficient of Linear Expansion .....	8 - 10x10 <sup>-6</sup> /°C
Tensile Strength .....	4.9 kgf/mm <sup>2</sup>
Compressive Strength .....	42 kgf/mm <sup>2</sup>
Young's Modulus .....	15x10 <sup>3</sup> kgf/mm <sup>2</sup>
Hardness (Knoop) .....	650
Specific Gravity .....	≈ 4.7 g/cm <sup>3</sup>

*The above quoted properties are typical for Fair-Rite MnZn and NiZn ferrites.*

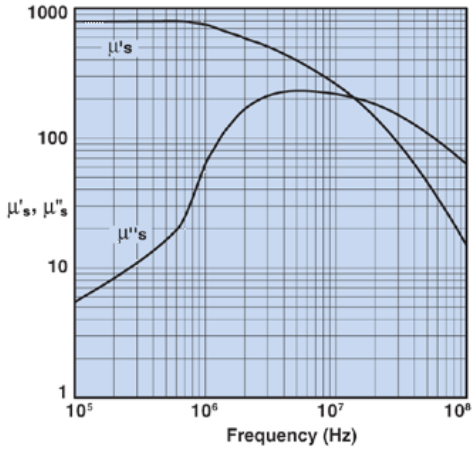
This NiZn is our most popular ferrite for suppression of conducted EMI from 20 MHz to 250 MHz. This material is also used for inductive applications such as high frequency common-mode chokes.

EMI suppression beads, beads on leads, SM beads, multi-aperture cores, round cable EMI suppression cores, round cable snap-its, flat cable EMI suppression cores, flat cable snap-its, miscellaneous suppression cores, bobbins, and toroids are all available in 43 material.

### 43 Material Specifications:

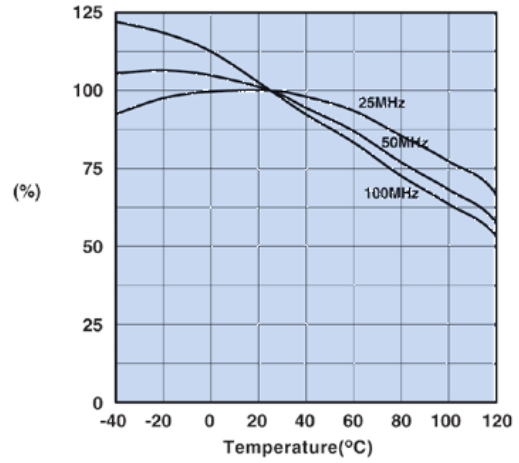
Property	Unit	Symbol	Value
Initial Permeability @ B < 10 gauss		μ <sub>i</sub>	800
Flux Density @ Field Strength	gauss oersted	B H	2900 10
Residual Flux Density	gauss	B <sub>r</sub>	1300
Coercive Force	oersted	H <sub>c</sub>	0.45
Loss Factor @ Frequency	10 <sup>-3</sup> MHz	tan δ/μ <sub>i</sub>	250 1.0
Temperature Coefficient of Initial Permeability (20 -70°C)	%/°C		1.25
Curie Temperature	°C	T <sub>c</sub>	>130
Resistivity	Ω cm	ρ	1x10 <sup>5</sup>

### Complex Permeability vs. Frequency



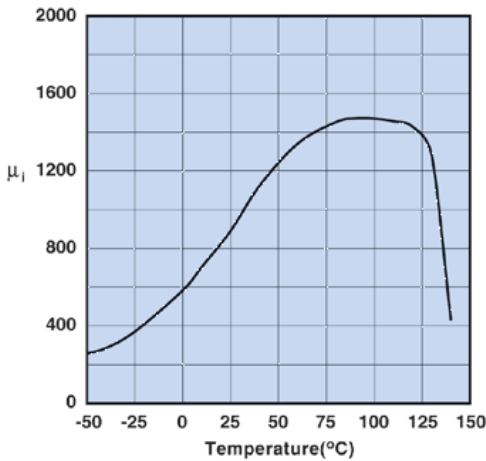
Measured on a 17/10/6mm toroid using the HP 4284A and the HP 4291A.

### Percent of Original Impedance vs. Temperature



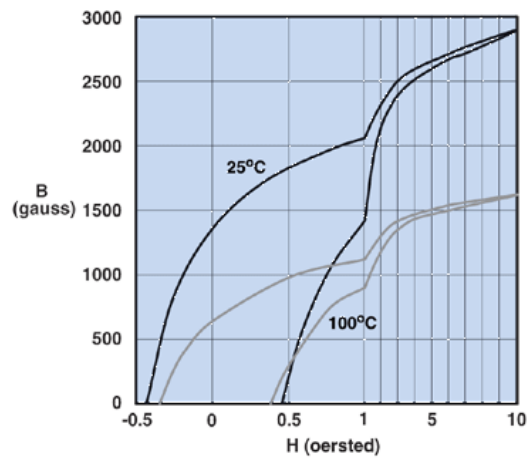
Measured on a 2643000301 using the HP4291A.

### Initial Permeability vs. Temperature



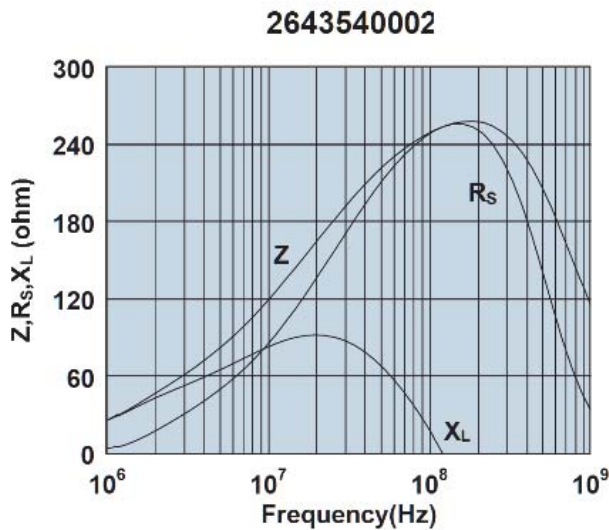
Measured on a 17/10/6mm toroid at 100kHz.

### Hysteresis Loop



Measured on a 17/10/6mm toroid at 10kHz.

### Impedance Curve



Impedance, reactance, and resistance vs. frequency.