THIS DRAWING IS UNPUBLISHED. RELEASED FOR PUBLICATION 20
© COPYRIGHT 20 ALL RIGHTS RESERVED.

LOC	DIST
CM	00

REVISIONS

P	LTR	DESCRIPTION	DATE	DWN	APVD
	A3	ECR-15-006129	30APR2015	SC	DZ

1. APPLICABLE CONTACT P/N: 170539, 170360, 170361, 170362.
2. MATING HOUSING P/N: 794894.
3. RECOMMENDED PANEL THICKNESS TO BE 0.8-2.0 [.031-.079].
4. HOUSING INSERTION INTO THE PANEL CUT OUT MUST BE IN THE SAME DIRECTION AS THE PUNCH.)
5. GWT 750° (WITH OUT FLAME) ACC. IEC 60335-1
6. MATERIAL DESIGNATION.

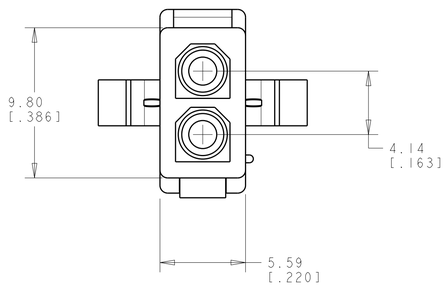

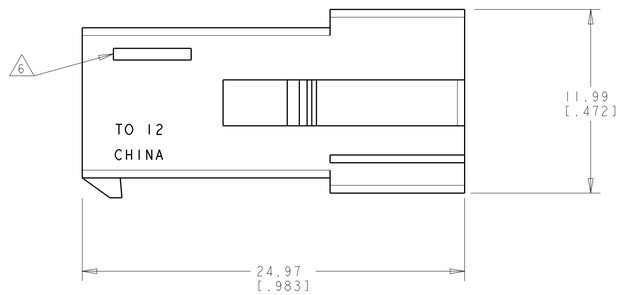

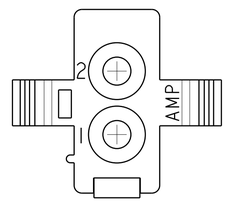

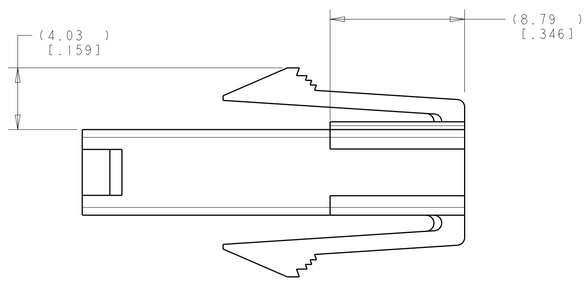

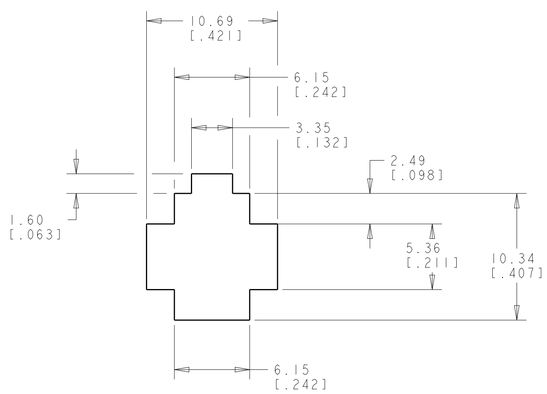

REECOMMENDED PANEL CUT OUT 3
SCALE 4:1

5	NATURAL	PA6 UL94-V2	794896-3
5	RED	PA6 UL94-V2	794896-2
	NATURAL	PA66/6 UL94-V0	794896-1
REMARKS	COLOUR	MATERIAL	PART NUMBER

THIS DRAWING IS A CONTROLLED DOCUMENT.

DIMENSIONS: mm[INCHES]

TOLERANCES UNLESS OTHERWISE SPECIFIED:
0 PLC ±-
1 PLC ±-
2 PLC ±0.13 [.015]
3 PLC ±.005
4 PLC ±-
ANGLES ±0°30'

MATERIAL
FINISH - -

DWN K. WHITAKER 29JAN2001
CHK C. JONES 29JAN2001
APVD C. JONES 29JAN2001

PRODUCT SPEC -
APPLICATION SPEC -
WEIGHT -

TE Connectivity

NAME
CAP,
2 CIRCUIT, SEALED APPLICATION,
MINI UNIVERSAL MATE-N-LOK TM

SIZE	CAGE CODE	DRAWING NO	RESTRICTED TO
A1		C-794896	-

CUSTOMER DRAWING

SCALE	SHEET	OF	REV
5:1	1	1	A3

METRIC

4805 (3/11)