

Data Sheet


LL14CR-AOC65150L02



Similar Products(Illuminance Uniformity, Brightness Uniformity, Assymetry)



LL01LU-UQ70140L02



LL30CR-PT60140L02

■ Features & Typical Applications

- High efficiency
- Roadway Lighting
- Optimized for uniform effect
- Anti-glare

■ Table of Contents

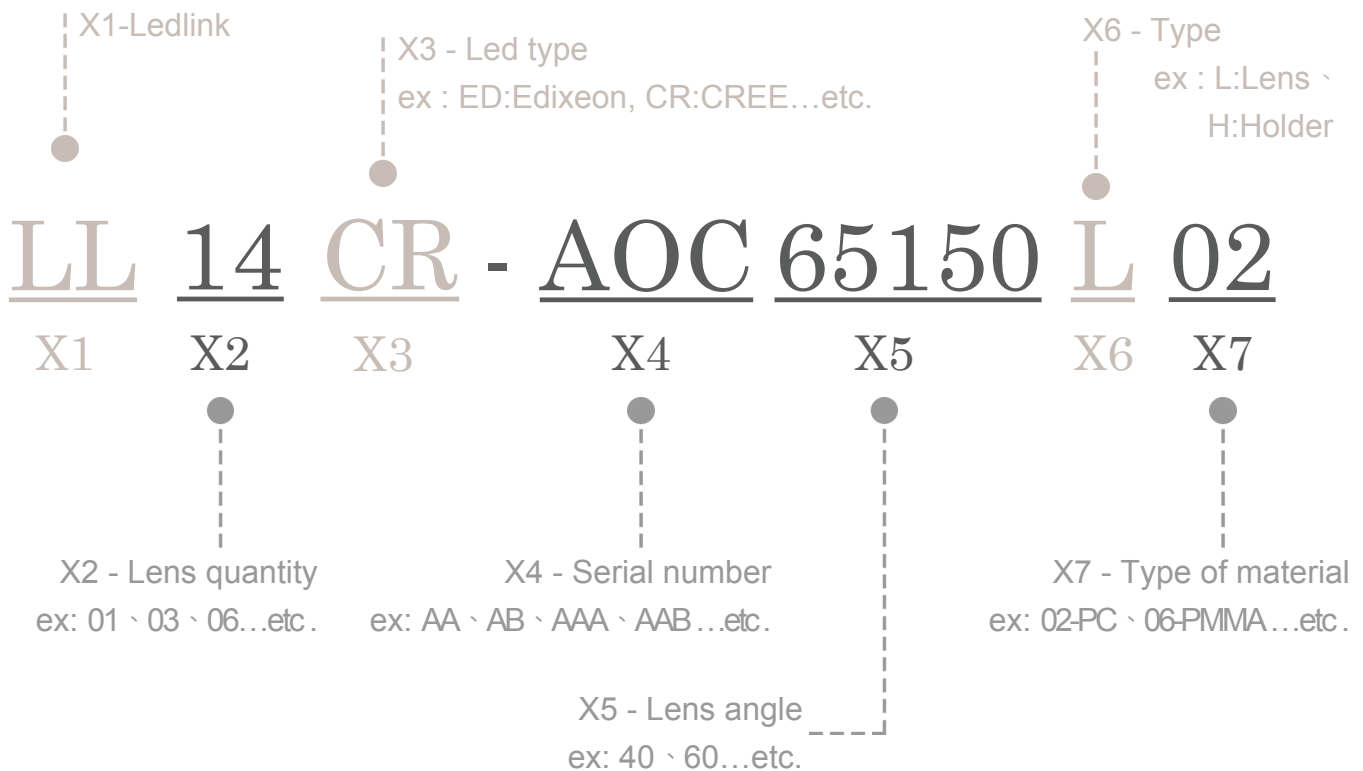
General Information & Product Nomenclature.....	P.2
Optical Specifications	P.3
Mechanical Specifications	P.4

LL14CR-AOC65150L02

General Information

- Lens Material Optical Grade PC
- Operating Temperature range -40°C~+110°C(upper limit +120°C)
- Storage Temperature range -40°C~+110°C(upper limit +120°C)
 - * Average transmittance in visible spectrum 400nm~700nm>90%
- Usage and Maintenance:
 1. If necessary, clean lenses with mild soap, water and soft cloth.
 2. Never use any commercial cleaning solvents on lenses, like alcohol.
 3. Please handle or install lenses with wearing gloves, skin oils may damage lens or its optical characteristic.

Product Nomenclature



LL14CR-AOC65150L02

Optical Specifications

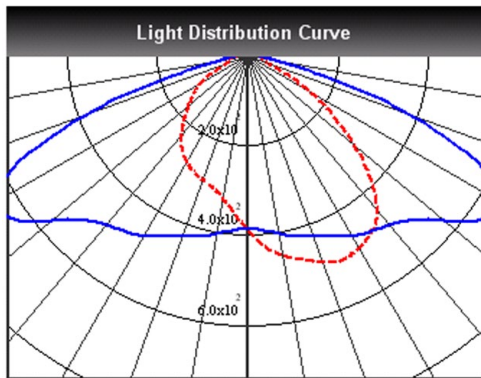



Xlamp XT-E

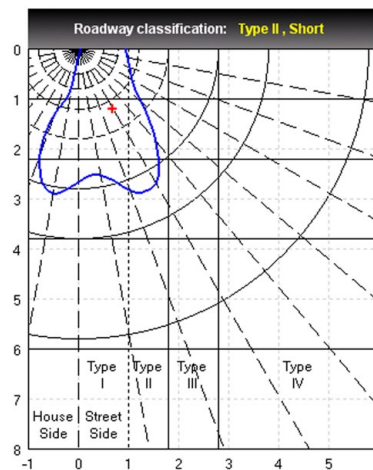
Note: (1) All the results of analysis are based on 0 degrees of elevation.
 (2) Tolerance: $\pm 10\%$.
 (3) Led Luminous Flux(lm): 135($\pm 5\%$).

IES File: [Download](#)

@elevation 0°



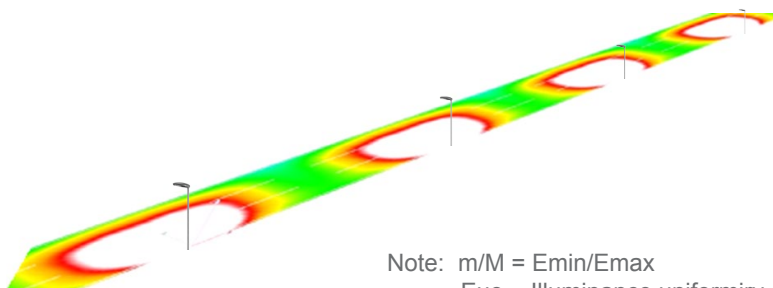
-- C0:0-180 — C1:90-270



Elevation	Roadway Classification
0°	Type II, Short
5°	Type III, Short
10°	Type III, Short
15°	Type III, Short
20°	Type IV, Short

DIALux Simulation Result

Analyzed file: [Download](#)



Note: m/M = E_{min}/E_{max}
 E_{uo} = Illuminance uniformity
 UI = Longitudinal Uniformity
 U_o = Brightness Uniformity
 TI = threshold increment
 SR = surround ratio

Recommend configuration condition	
Height	= 10m
Distance	= 35m
Roadwidth	= 10.5m
Elevation	= 0degree
Overhang	= 1m

Result	
m/M	= 0.3
E _{uo}	= 0.5
UI	= 0.6
U _o	= 0.4
TI	= 9%
SR	= 0.6

*The results would be similar if the configuration conditions are equally magnified or minified.

*This testing result is obtained through testing the popular rank LED samples which provided by the original manufacturer. Hence, the testing results would be varied as the users choose same LED model but different rank.

*The analyzed file require DIALux v4.10 and above to open.

LL14CR-AOC65150L02

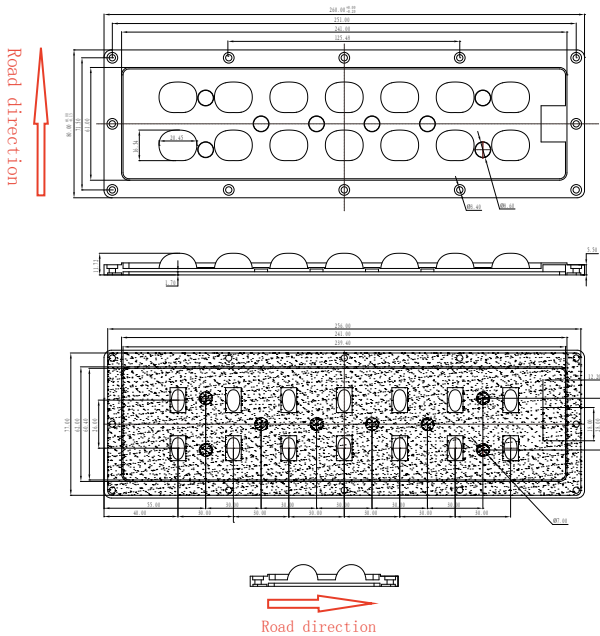
Mechanical Specification

1. Fixing method


Glue
 Screw
 Tape
 Fixing-ring
 Frame

Note: (1) All dimensions are in mm.
 (2) All measurements are ± 0.15 mm unless otherwise indicated.

2. Lens dimensions



3. Lens + Leds + MCPCB assembly instruction



4. Lens assembly dimensions

5. View assembly lens with MCPCB:

