Alle Rechte vorbehalten/ *All rights reserved*

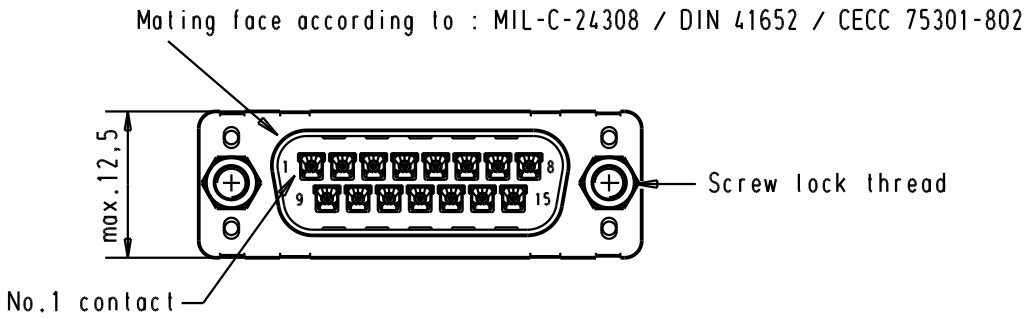

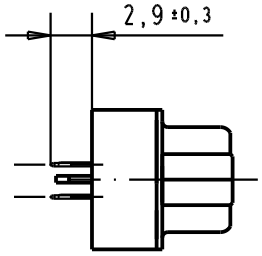

Printed board layout
component side

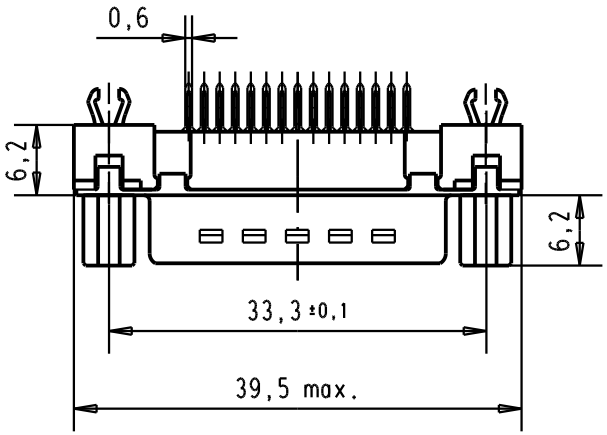

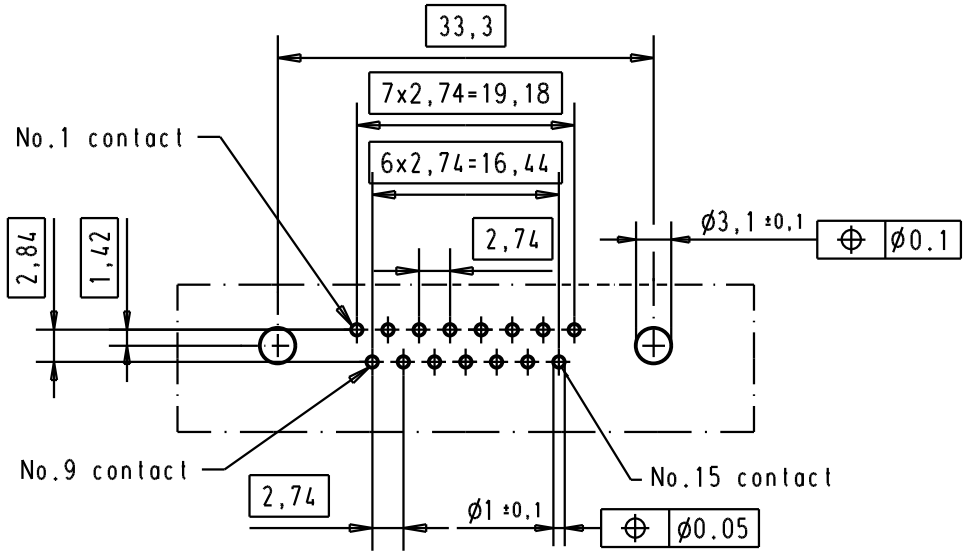

Connector retention and insertion forces on the PCB = 25 / 80 Newtons.

Part number	Screw lock thread	Performance level	Mod.	Dat.	Name
09 65 269 3733	M3	1			
09 65 269 6733	M3	2			
09 65 269 7733	M3	3			
09 65 269 3713	4-40 UNC	1			
09 65 269 6713	4-40 UNC	2	31892	22/04/04	JH
09 65 269 7713	4-40 UNC	3	31084	04/09/02	YT

	Dat.	Name
Detail.	04/09/02	YT
Insp.		
Stand.		

All Dim. in mm
Orig. Size DIN A 4

D-Sub, High temperature, 15 poles, male, straight with solder pins 2.9, screw lock and grounding board lock

Maßstab/ *Scale* 1,5:1

HARTING EURL
F-95972 Paris

TB 09 65 269 X7X3

Sub.

Blatt/ *Page* 1