

SIGN	DATE	DESCRIPTION	APPROVER
△	12/22/09	Add UL standard	Jacke
△	10/20/11	The dimensions are added	Aaron
△	11/18'13	Update the drawing	Chen Bo

THIS IS CAD DRAWING, DO NOT REVISE MANUALLY!!!

Dimension

Dim L	N×5.08
Dim B	(N-1)×5.08
Dim C	(N-1)×5.08

N= Number of poles


Poles	Tolerance
2p-5p	±0.15
6p-10p	±0.25
11p-15p	±0.30
16p-24p	±0.40

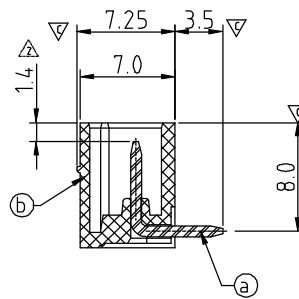
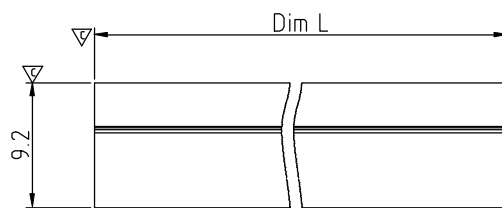
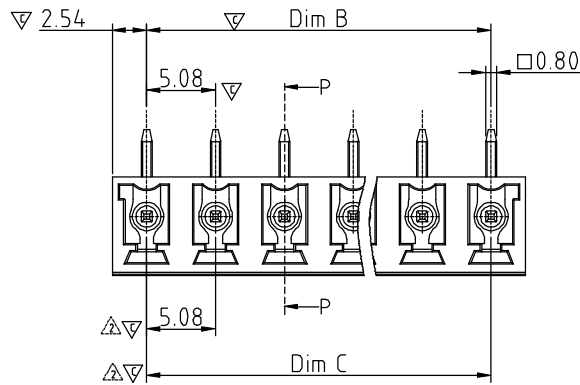
Material:

- Item ③ Male contact pin: Copper, Tin plated
- Item ④ Terminal(housing): Thermoplastic (UL94V-0)

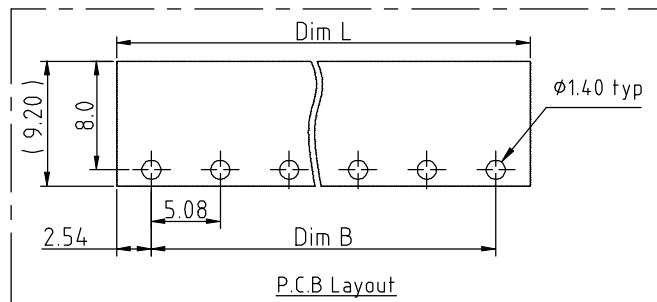
Electrical:

- Voltage rating: 300V
- Current rating: 10A
- Withstanding Voltage: 1.6 KV
- Operating temperature: -40°C to +115°C
- Soldering temperature: 260°C±5°C/5 Sec

- △ ● Safety Approval: 
- Critical dimension: ▽



SECTION P-P

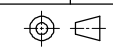






PART NO. VS xx 51 x 1 xxxx G

No. OF POLES
02 2 CONTACTS
03 3 CONTACTS
... ..
24 24 CONTACTS

Color
0 Black (RAL9005)
2 Red (RAL3001/D)
3 Orange(RAL2011/P)
4 Yellow(RAL1018/A)
5 Green(RAL6018/T)
6 Blue (RAL5015/A)
8 Grey(RAL7035/D)
9 White(RAL1102)
C Green(RAL6018/U)

G RoHS compliant (lead<4%)
In copper Alloy
0000: "@ " Logo (Standard)
000A: "ANYTEK" Mark
Any special item by customer request, please contact sales department.

ANYTEK				CUSTOMER COPY			
ALL RIGHTS RESERVED. REPRODUCTION OR ISSUE TO THIRD PARTIES IN ANY FORM WHATSOEVER IS NOT PERMITTED WITHOUT WRITTEN AUTHORITY FROM THE PROPRIETOR. PROPERTY OF ANYTEK TECHNOLOGY CO., LTD							
TITLE		VS 5.08 Series 2P-24P Close Right-angle					
PART NO.		VSxx51x1xxxxG		DWG NO.		8VS0002	
APPROVED		DESIGNED		DRAWN		CUST NO.	
		Chen Bo 11/18'13		Chen Bo 11/18'13			
						Tolerance	
						X. ±0.50	
						X.X ±0.30	
						X.XX ±0.10	
						X° ±1°	
				SHEET: 01/01		REV.: D	