


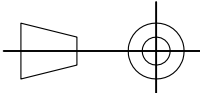
REVISIONS			
LTR	DESCRIPTION	DATE	APPROVED
N\C	INITIAL RELEASE PER DCR# T-21464	7/11/97	M.HOBSON
A	REVISED PER DCR# T-23662	10/27/99	M.HIGGY
B	REVISED DWG PER ECO-11-007427	4/11/11	E.CHEN

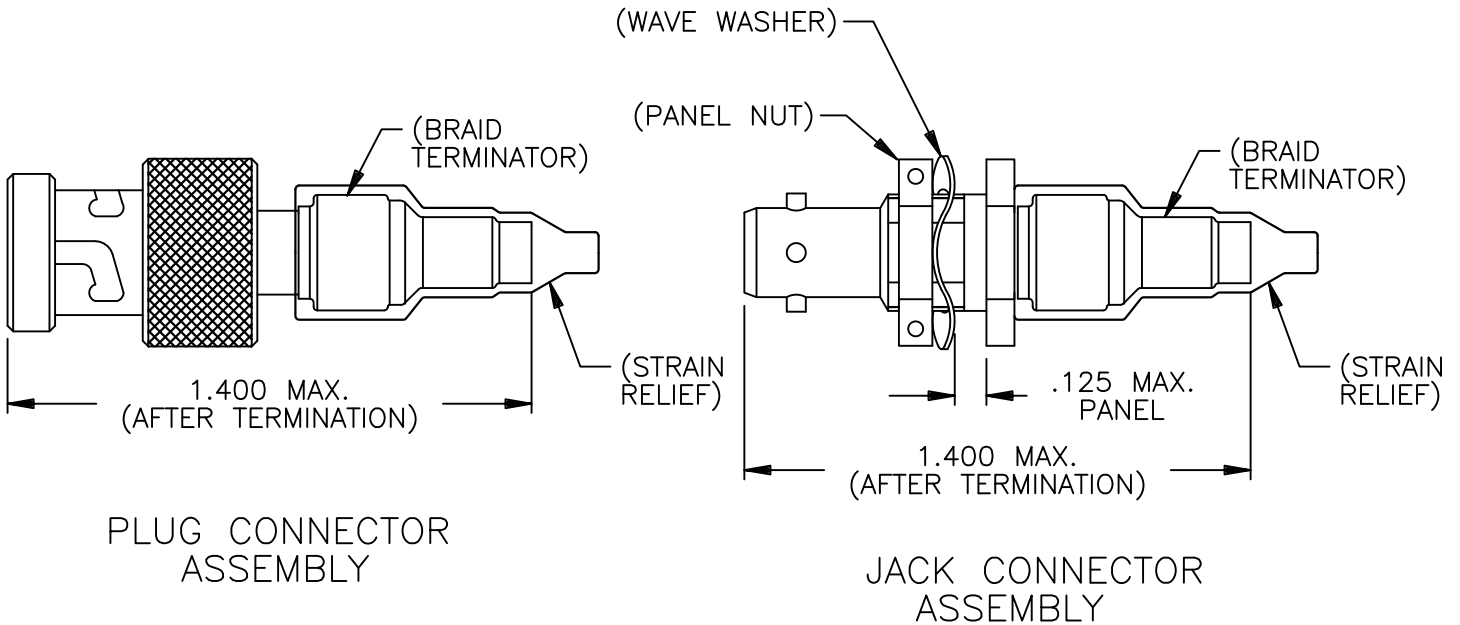
PART NO.	CONNECTOR	CONTACT	INTERFACE
DK-621-0939-4P	PLUG	PIN	D
DK-621-0939-4S	PLUG	SOCKET	D
DK-621-0940-4P	JACK	PIN	D
DK-621-0940-4S	JACK	SOCKET	D

If this document is printed it becomes uncontrolled. Check for the latest revision

Raychem Databus
CUSTOMER DRAWING

© 2011 Tyco Electronics Corporation. All Rights Reserved.

UNLESS OTHERWISE SPECIFIED DIMENSIONS ARE IN INCHES. METRIC DIMENSIONS ARE IN BRACKETS. DECIMALS .XXX ± [— mm] .XX ± [— mm] ANGLES .X ± — WEIGHT — lbs [— g]	DRAWN	ZS.O.	97MAY29	 TE Connectivity	
	REDRAWN	MHOBSON	97JUL3		TITLE
	APPROVED				KITS FOR D-621-0939/0940 TRIAXIAL CONNECTORS
	APPROVED				
CAD NAME DK-621-0939/0940-4Xa_CD_B				SIZE	
THIRD ANGLE PROJECTION				CODE IDENT. NO.	
				DWG. NO.	
				REV	
				DO NOT SCALE THIS DRAWING	
				SHEET 1 OF 2	



1.0 REFER TO THE FOLLOWING RAYCHEM SPECIFICATION CONTROL DRAWINGS (SCD) FOR INDIVIDUAL COMPONENT DETAILS:

D-621-0939/0940	CONNECTOR, TRIAXIAL, BAYONET COUPLED.
D-602-0126	CONTACT, PIN, TWISTED PAIR
D-602-0127	CONTACT, SOCKET, TWISTED PAIR
(D-600-0032)	BRAID TERMINATOR
(D-600-0919)	LOW OUTGASSING MATERIAL.

2.0 CONNECTORS ARE QUALIFIED TO RAYCHEM SPECIFICATION D-6025.

3.0 TERMINATION PROCEDURE: RAYCHEM ES 61162.

Raychem Databus
CUSTOMER DRAWING

If this document is printed it becomes uncontrolled. Check for the latest revision

TE TE Connectivity

© 2011 Tyco Electronics Corporation. All Rights Reserved.

CAD NAME: DK-621-0939/0940-4Xb_CD_B	DRAWN ZS.0.	5/29/97	SIZE A	CODE IDENT. NO. 06090	DWG. NO. DK-621-0939/0940-4X	REV B
	ISSUED			DO NOT SCALE THIS DRAWING		SHEET 2 OF 2