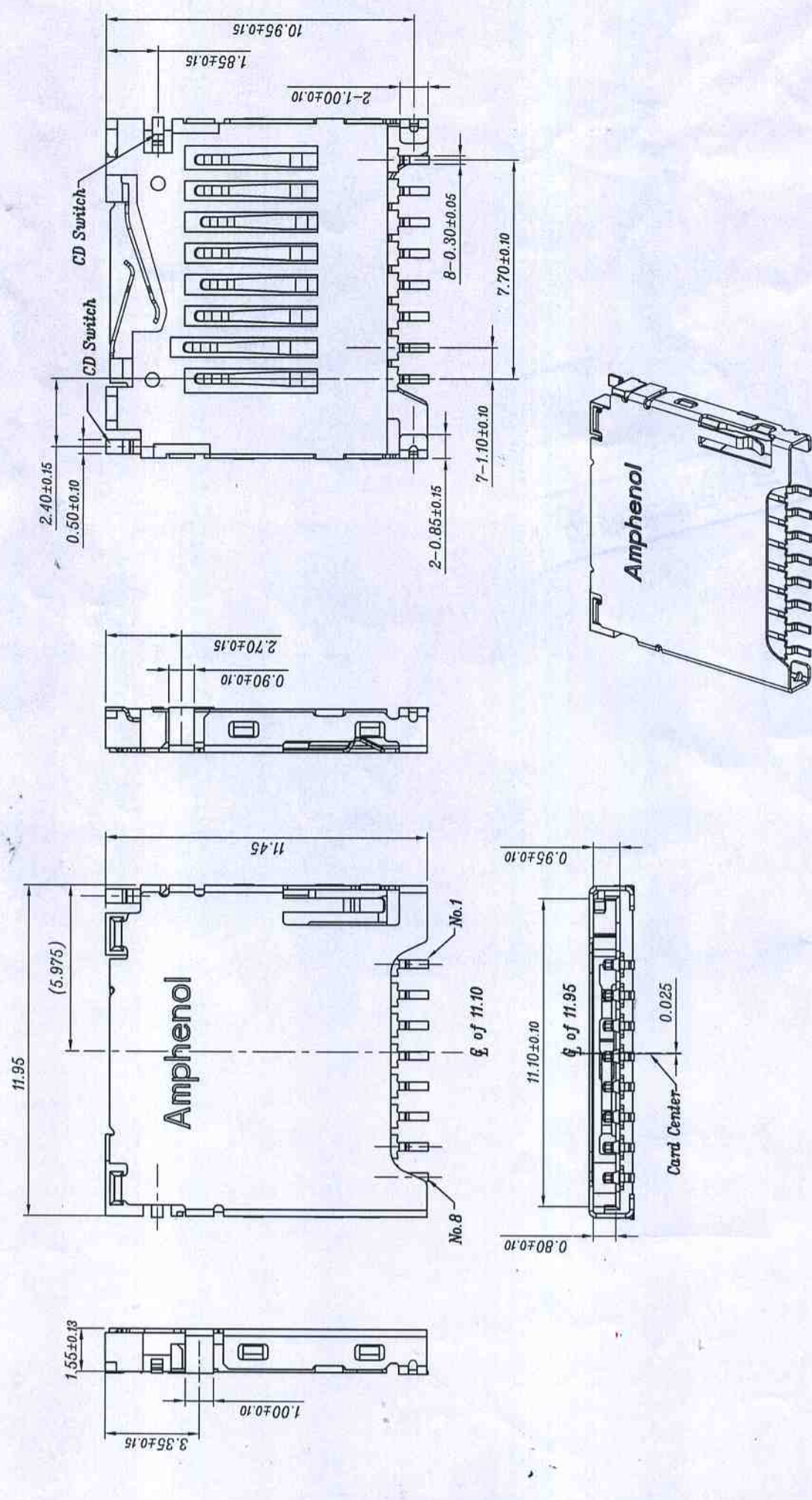
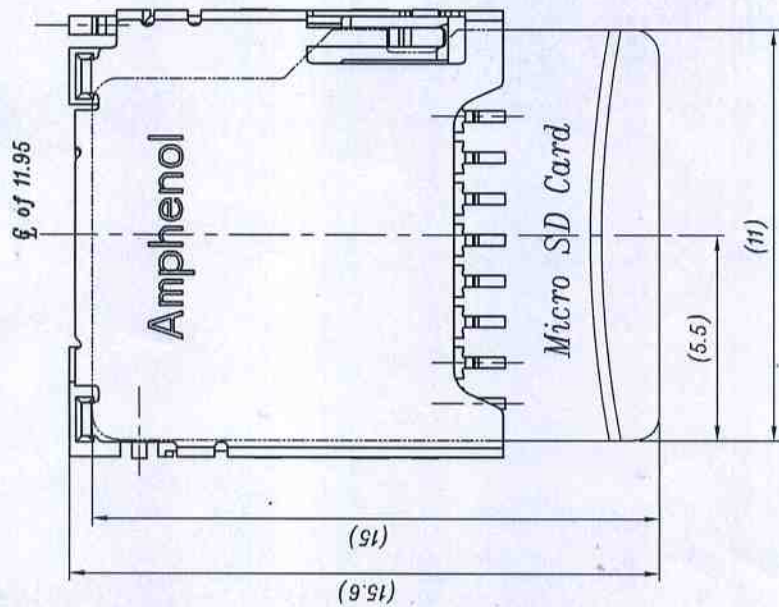


REV.	ECH.NO.	MODIFY.CONTENT	DATE
1	SD905043	Initial release	5/20/09
2	SD907005	Change The Switch Pin	7/07/09



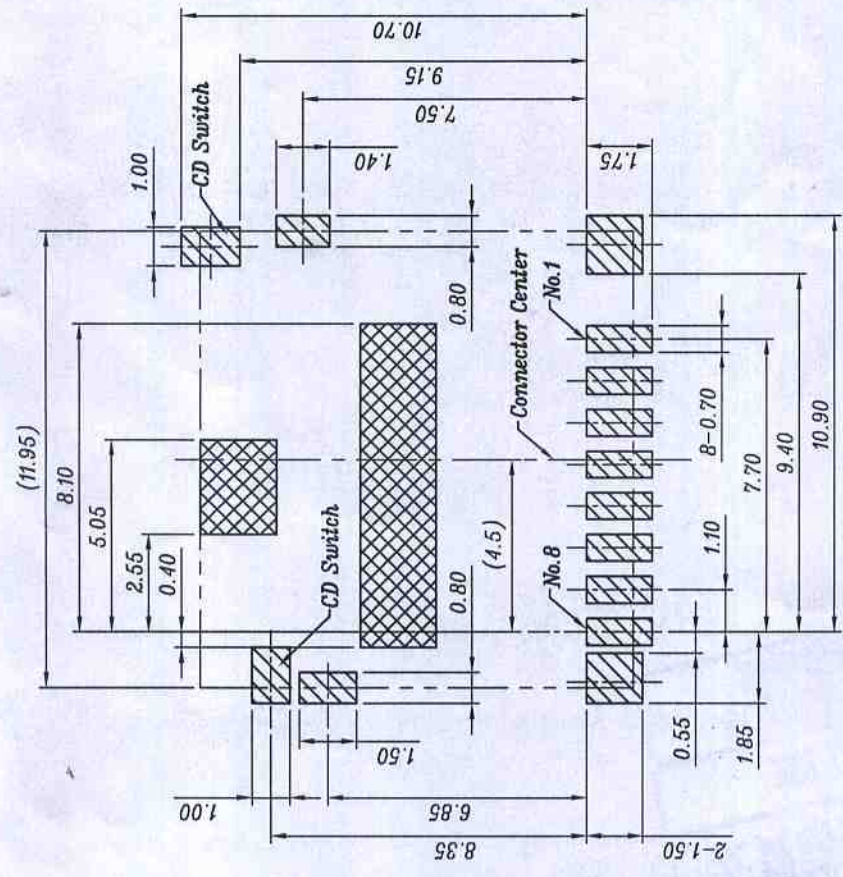
GENERAL	TOLERANCE	FILE.NO.	114-00841	PART.NO.	114-00841-68	DRAWN	Ray lee	MATERIAL	SCALE	5:1	
X.±0.50	x.± 5*	REV.	2	TITLE	Micro SD None Push Connector Top Mount	CHECKED	Jane	DATE	2009/05/20	UNIT	MM
.X±0.38	.x± 2*	SIZE	A4	SHEET	1/2	APPROVED	Henry Wang	Amphenol Shouhmin Industry			
.XX±0.25	.xx± 1*										

REV.	ECN NO.	MODIFY CONTENT	DATE
1	S0905048	Initial release	5/20/09
2	S0907005	Change The Switch Pin	7/01/09




PIN Assignments

PIN NO.	Micro SD
1	Date Line [Bit 2]
2	Card Detect / Date Line [Bit 3]
3	Command/Response
4	Supply voltage
5	Clock
6	Supply voltage ground
7	Date Line [Bit 0]
8	Date Line [Bit 1]



RECOMMENDED P.C.B LAYOUT

P.C.B TOLERANCE: ±0.05



- Note:
- Material:
Housing: LCP Black UL 94V-0
Contact: Copper alloy
Shell: Stainless steel
 - Plating:
Contact Area: Plating Au
Solder tail: Plating Tin
Shell: Plating weldable Ni
 - Tail Coplanarity 0.12mm Max.
 - The Part must compliant AMSI'S ROHS SPEC.

GENERAL TOLERANCE	FILE NO.	114-00841	PART NO.	114-00841-68	DRAWN	Ray lee	MATERIAL		SCALE	5:1
X: ± 0.50	REV.	2	TITLE	Micro SD None Push Connector Top Mount	CHECKED	Jane	DATE	2009/05/20	UNIT	MM
.X ± 0.38	SIZE	A4	SHEET	2/2	APPROVED	Henry Wang				
.XX ± 0.25										

Amphenol Shouhmin Industry