

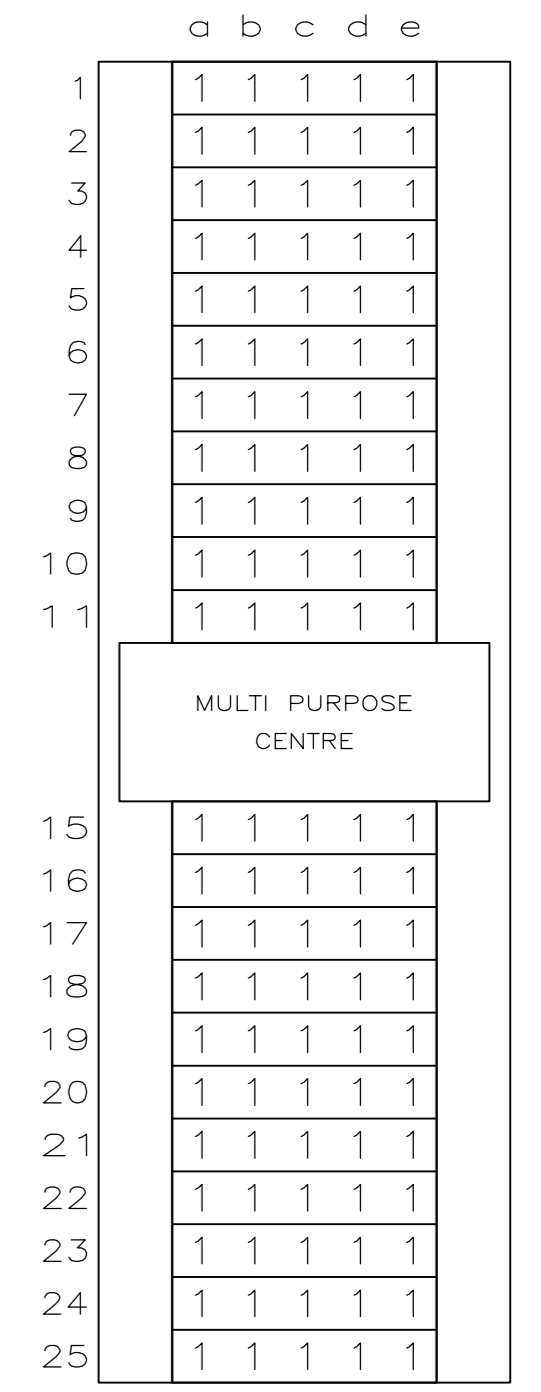
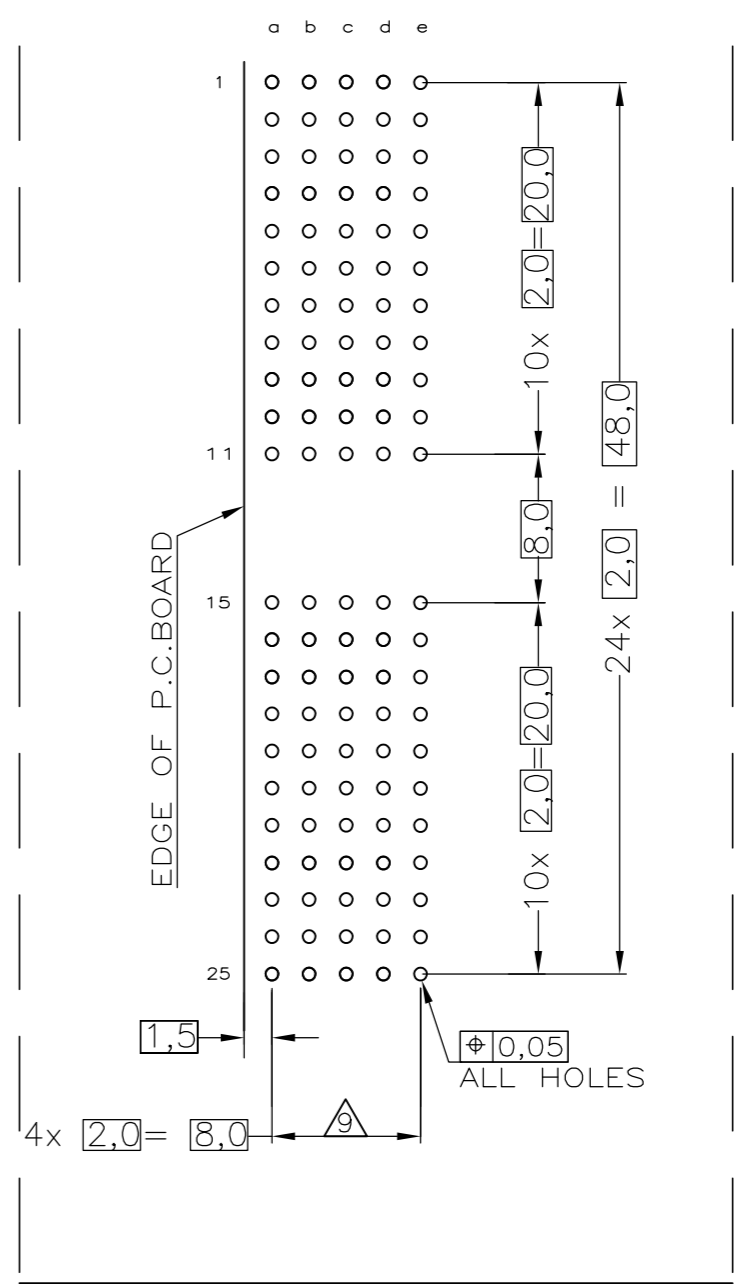
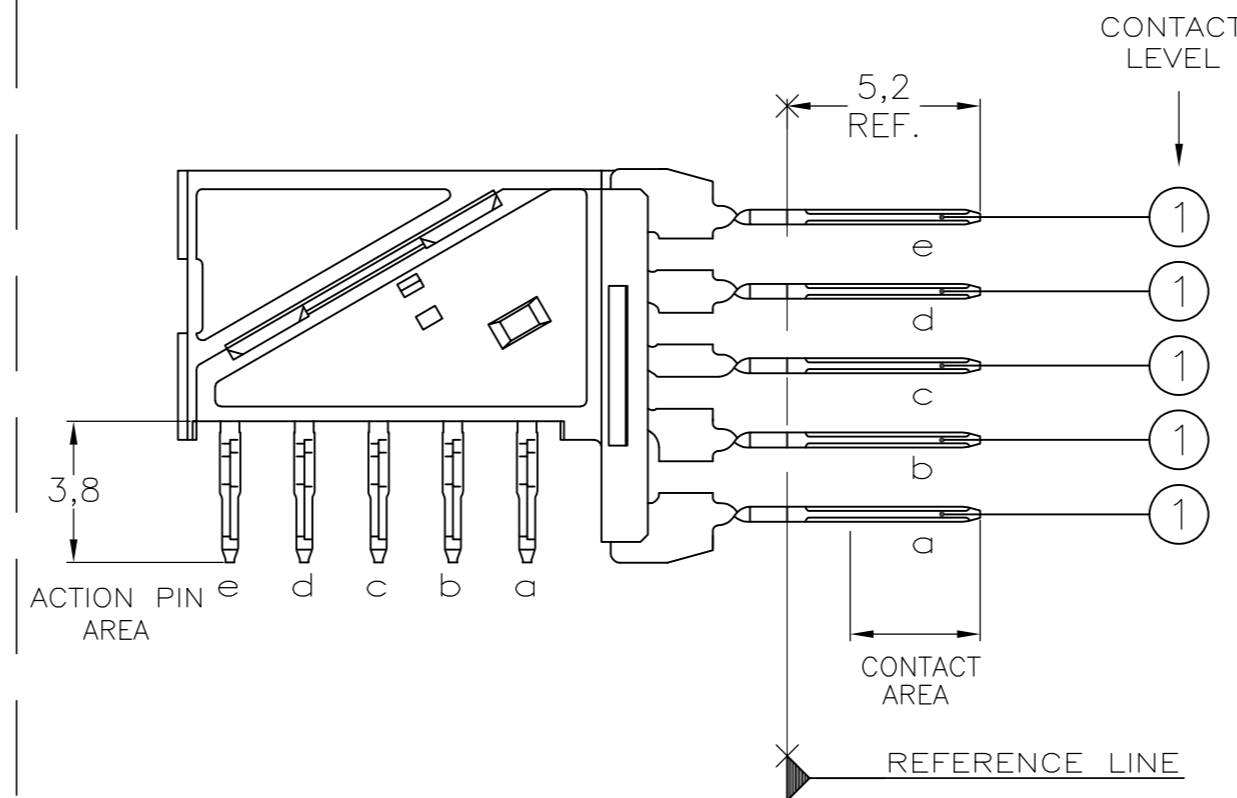
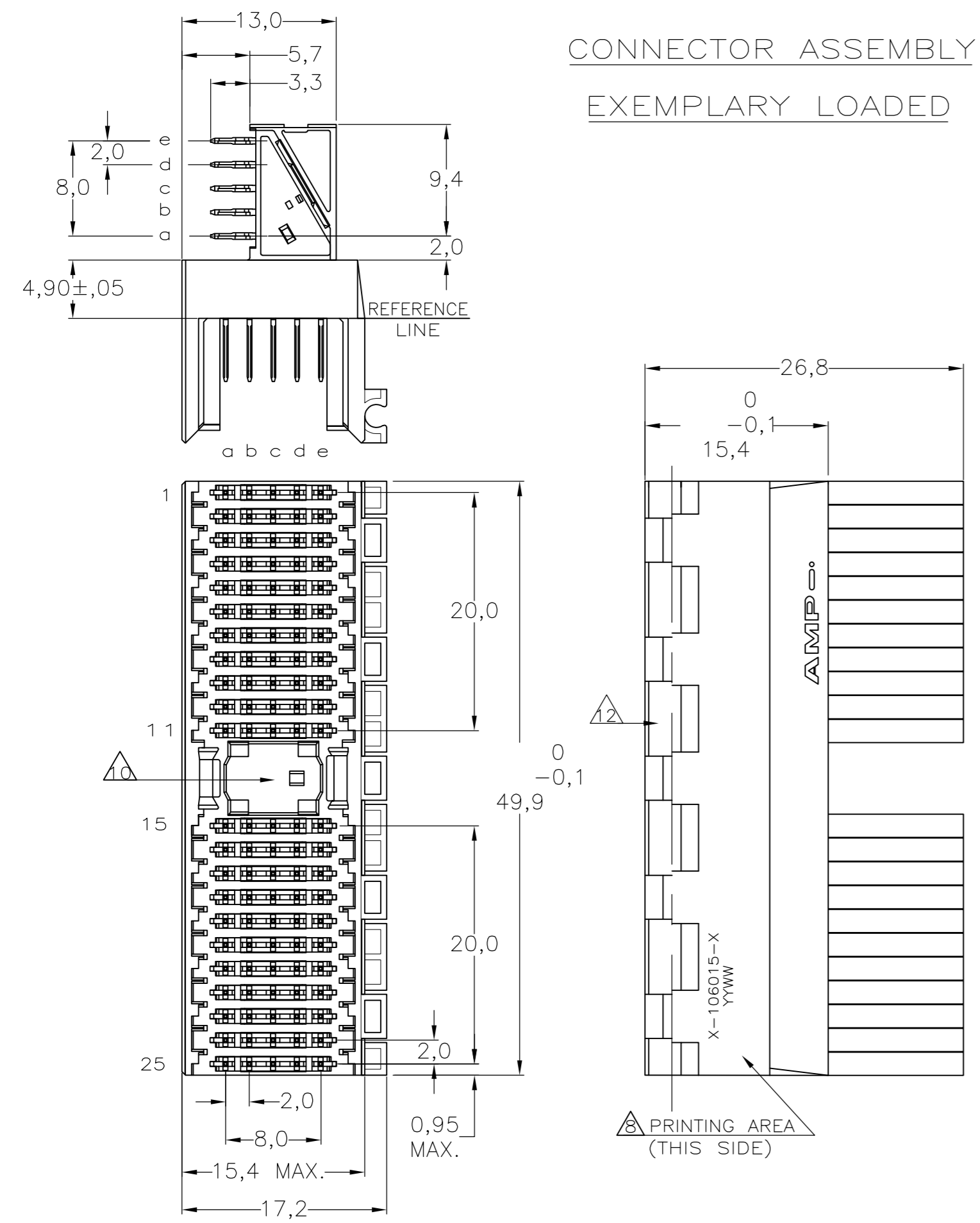
LOC	DIST	REVISIONS			
P	LTR	DESCRIPTION	DATE	DWN	APVD
H	-	M4	REVISED PER ECR-11-023696	01DEC2011	A.S. M.W.

CONNECTOR ASSEMBLY EXEMPLARY LOADED

CONTACT DIMENSIONS

RECOMMENDED PCB-HOLE LAY-OUT COMPONENT SIDE SHOWN

CONTACT LAYOUT



- NOTES:**
- 1 MATERIAL HOUSING : GREY GLASSFILLED POLYESTER
CONTACT : PHOSPHORBRONZE
 - 2 GENERAL PLATING SPECIFICATION: UNDERPLATING (ENTIRE CONTACT): 1,27µm NICKEL MIN. AND ACTION PIN: 0,5µm TIN-LEAD MIN. FOR PLATING OF MATING SURFACES SEE APPLICABLE SPECIFICATION REFERENCE FOR EACH DASH NUMBER.
 - 3 CONFORMS TO ALL TESTING ACCORDING IEC 61076-4-101 PERFORMANCE LEVEL 2.
 - 4 CONFORMS TO ALL TESTING ACCORDING IEC 61076-4-101 PERFORMANCE LEVEL 1.
 - 5 CONNECTOR TESTED AND QUALIFIED AGAINST TELCORDIA GR-1217-CORE QUALITY LEVEL III, CENTRAL OFFICE APPLICATIONS.
 - 6 CONNECTOR TESTED AND QUALIFIED AGAINST TELCORDIA GR-1217-CORE QUALITY LEVEL III, UNCONTROLLED ENVIRONMENT APPLICATIONS.
 - 7 CONNECTOR LUBRICATED WITH TELCORDIA GR-1217-CORE APPROVED LUBRICANT.
 - 8 CONNECTOR MARKED WITH PARTNUMBER AND DATECODE
 - 9 PLATED-THROUGH HOLES AT 2x2mm SQUARE GRID.
 - 10 AREA FOR KEYING PART (BASIC PART NUMBER 100525).
 - 11 CONNECTOR ASSEMBLY WITH LATCH HINGE FOR CABLE CONNECTOR.
 - 13 0.76µm MIN GOLD PLATING AT MATING SURFACES.

N	△ 3 13	3-106015-1
Y	△ 6	1-106015-9
N	△ 3	1-106015-1 △ 2
Y	△ 5	106015-9
N	△ 4	106015-4
N	△ 3	106015-1
CONSERVATION TREATMENT		PART NUMBER

THIS DRAWING IS A CONTROLLED DOCUMENT.

DIMENSIONS: mm	TOLERANCES UNLESS OTHERWISE SPECIFIED:	DWN L.v.d.HEIJDEN 15DEC97	CHK D. TRUREN 15DEC97	TE Connectivity	
0 PLC ± 0.2	1 PLC ± 0.2	APVD F.v.KONINGSBRUGGE	NAME	Z-PACK 2MM HM TYPE A	
2 PLC ± 0.2	3 PLC ± 0.2	PRODUCT SPEC	114-19029	SIZE A2	CAGE CODE 00779
4 PLC ± 0.2	ANGLES ± -	APPLICATION SPEC	114-19029	DRAWING NO	RESTRICTED TO
MATERIAL	FINISH	WEIGHT	114-19029	SCALE NTS	SHEET 1 OF 1
			CUSTOMER DRAWING	REV M4	