

**Nominal frequency (f0)**

**16.384 MHz**

**Frequency stabilities**

Parameter	Frequency stability	Operating temp. range
Over all (df/f0)	-4.6 to 4.6 ppm	0 ... 50 °C
vs. operating temp. range (df/f@25 °C)	-0.28 to 0.28 ppm	
Parameter	Value	Condition
initial tolerance (df/f0)	-1 to 1 ppm	@Vc = 2.5 V; 25 °C static; 5 V ±5 % static; Load ± 10 %
vs. supply voltage change (df/f)	-0.1 to 0.1 ppm	
vs. load change (df/f)	-0.1 to 0.1 ppm	
aging first year	±0.8 ppm	
vs. aging / 20 years (df/f)	±2.5 ppm	@ 40 °C temp. stability, aging, supply volt. change
Holdover 24 h	± 0.37 ppb	
over all: <+/-4,6ppm for all causes @20years aging		

**Frequency tuning**

Parameter	Value	Condition
Electrical frequency control (EFC) (df/f0)	-20 to -9.2 ppm 9.2 to 20 ppm	ext. tuning voltage @ 0.5 V ext. tuning voltage @ 4.5 V
Frequency control input impedance	> 100 kOhm	

**RF output**

Parameter	Value	Condition
Signal	LVC MOS	@ 10 to 90 %Vout @ 90 to 10 %Vout @ 2.5 V
Load	15 pF ±10 %	
Fan out	3	
Rise Time	< 9 ns	
Fall Time	< 9 ns	
Duty cycle	45 / 55 %	
V Low	x < 0.5 V	
V High	x > 4.5 V	
Sub Harmonics	<- 80 dBc	
Spurious	<- 80 dBc	

**Supply voltage**

Parameter	Value	Condition
Supply voltage (Vs)	5 V ± 5 %	@ Vsnom & 25 °C
Current consumption steady state	< 25 mA	

**Additional Parameters**

Parameter	Value	Condition
Phase Noise	< -94 dBc/Hz	10 Hz
	< -120 dBc/Hz	100 Hz
	< -146 dBc/Hz	1000 Hz
	< -153 dBc/Hz	10 kHz
	< -154 dBc/Hz	100 kHz
Short term stability	<± 1000.0 E-12	1 sec
Start-up time	< 10 ms	
Processing & Packing	handling&processing note	

**Additional environmental conditions**

Tensile strength of leads DIN IEC 68 T2-21 (Ua 1)
Flexibility of leads DIN IEC 68 T2-21 (Ub)
Sealing test A nicht dicht (not hermetically sealed)

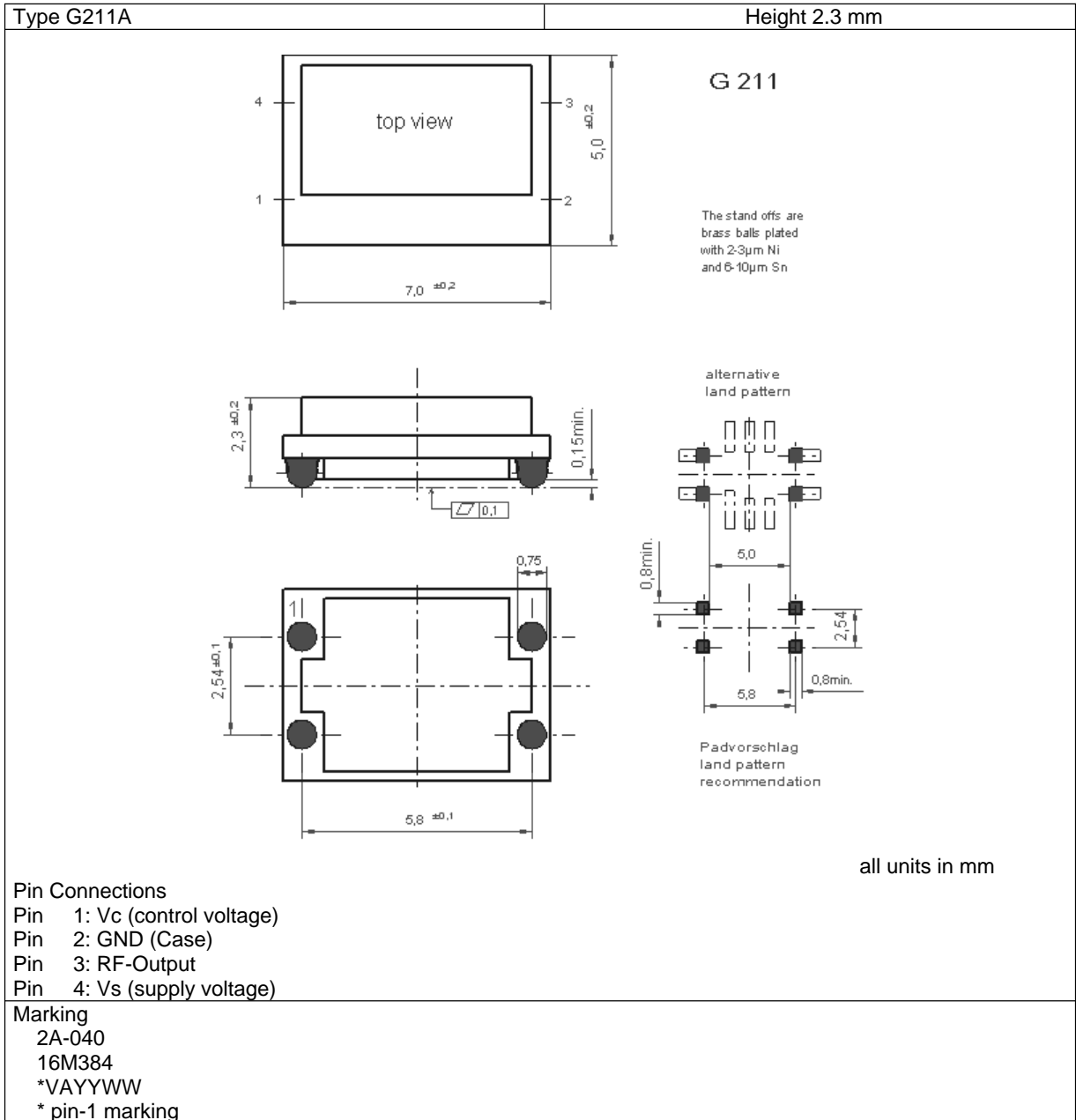
**Additional environmental conditions**

Solderability DIN IEC 68 T2-20 (Ta) 100% RoHS compliant
Solvent resistance EN 60068-2-45, Test xA washable device

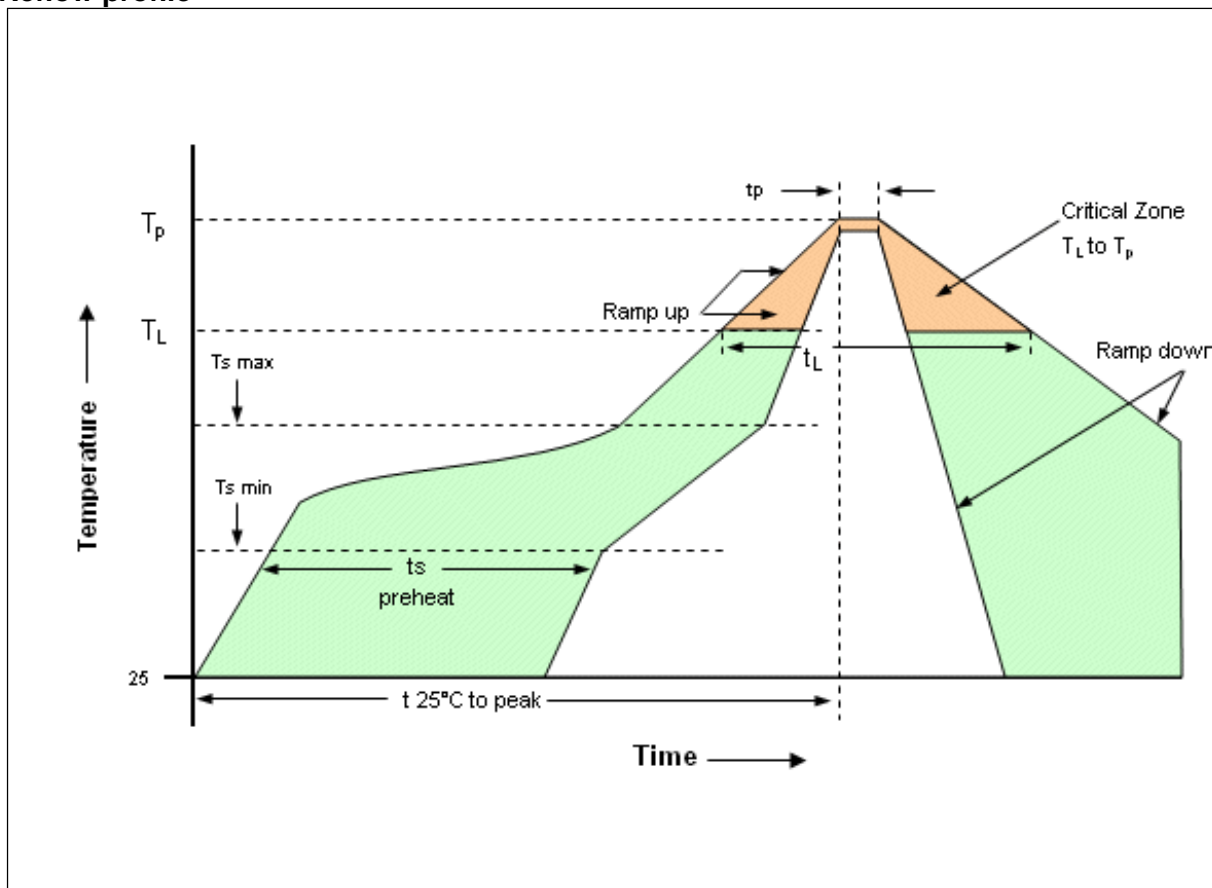
**Absolute Maximum Ratings**

Parameter	Min	Typ	Max	Units	Condition
Operable temperature range	-30		85	°C	
Storage temperature range	-55		105	°C	

**Enclosure**

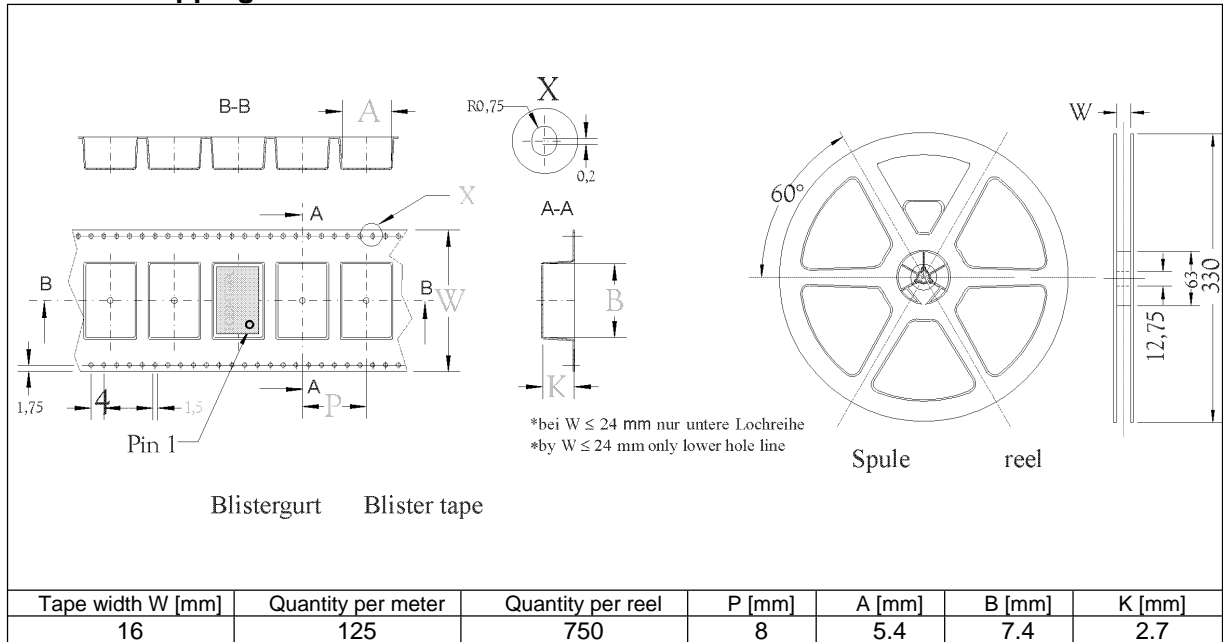


**Reflow profile**



Profile Feature	Pb-Free Assembly/Sn-Pb Assembly
Average ramp-up rate (TL to Tp)	3°C/second max.
Preheat -Temperature Min (Tsmín)	150°C
-Temperature Min (Tsmáx)	200°C
-Time (min to max) (ts)	60-180 seconds
Tsmáx to TL - Ramp-up Rate	3°C/second max.
Time maintainted above - Temperature (TL)	217°C
- Time (tL)	60-150 seconds
Peak Temperature (Tp)	max 260°C
Time within 5°C of actual Peak Temperature (tp)	20-40 seconds
Ramp-down Rate	6°C/second max.
Time 25°C to Peak Temperature	8 minutes max.
Note: All temperatures refer to topside of the package, measured on the package body surface.	
Additional Information	
This SMD oscillator has been designed for pick and place reflow soldering.	

**Standard shipping method**



**Notes:**

Unless otherwise stated all values are valid after warm-up time and refer to typical conditions for supply voltage, frequency control voltage, load, temperature (25°C).  
Subject to technical modification.