

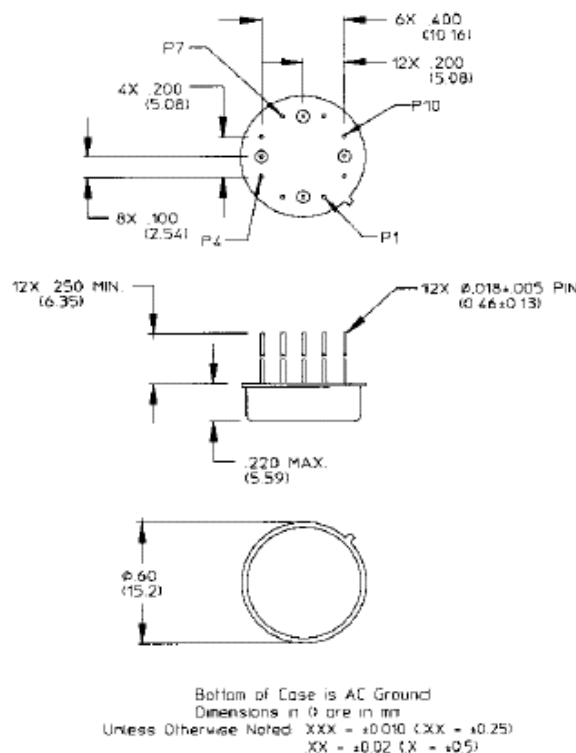
Three-Way Power Divider, 3 - 700 MHz

Rev. V3

Features

- Insertion Loss: 0.4 dB Typical Midband
- Isolation: 28 dB Typical Midband
- Input VSWR: 1.2:1 Typical
- Impedance: 50 Ohms Nominal
- Maximum Power Rating or Input Power: 1 Watt Max.
- Internal Load Dissipation: 0.125 Watts Max.
- MIL-STD-202 Screening Available

TO-8-2



Description

A Power Divider is ideally a lossless reciprocal device which can also perform vector summation of two or more signals and thus is sometimes called a power combiner or summer.

Pin Configuration

Pin No.	Function	Pin No.	Function
1	GND	7	GND
2	Output	8	Output
3	GND	9	GND
4	GND	10	GND
5	Output	11	Input
6	GND	12	GND

Electrical Specifications¹: T_A = -55°C to +85°C

Parameter	Test Conditions	Frequency	Units	Min	Typ	Max
Insertion Loss	Less Coupling	3 - 500 MHz 500 - 700 MHz	dB dB	— —	— —	0.70 1.0
Isolation	—	3 - 700 MHz	dB	20	—	—
Amplitude Balance	—	3 - 500 MHz 500 - 700 MHz	dB dB	— —	— —	0.25 0.4
Phase Balance	—	3 - 500 MHz 500 - 700 MHz	° °	— —	— —	3 4
VSWR	All Ports	10 - 500 MHz 3 - 700 MHz	Ratio Ratio	— —	— —	1.3:1 1.5:1

1. All specifications apply with 50 ohm source and load impedance.
This product contains elements protected by United States Patent Number 3,428,920.

ADVANCED: Data Sheets contain information regarding a product M/A-COM Technology Solutions is considering for development. Performance is based on target specifications, simulated results, and/or prototype measurements. Commitment to develop is not guaranteed.

PRELIMINARY: Data Sheets contain information regarding a product M/A-COM Technology Solutions has under development. Performance is based on engineering tests. Specifications are typical. Mechanical outline has been fixed. Engineering samples and/or test data may be available. Commitment to produce in volume is not guaranteed.

• **North America** Tel: 800.366.2266 • **Europe** Tel: +353.21.244.6400
• **India** Tel: +91.80.4155721 • **China** Tel: +86.21.2407.1588
Visit www.macomtech.com for additional data sheets and product information.

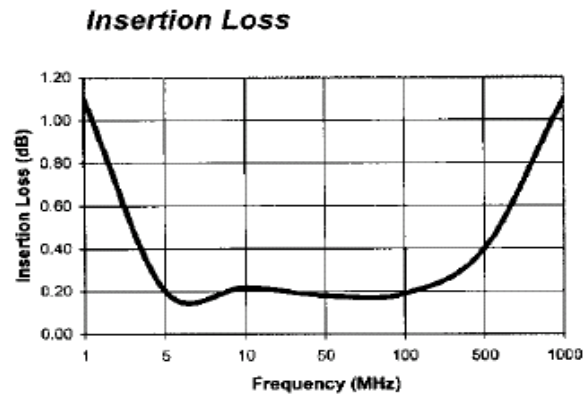
M/A-COM Technology Solutions Inc. and its affiliates reserve the right to make changes to the product(s) or information contained herein without notice.

Three-Way Power Divider, 3 - 700 MHz

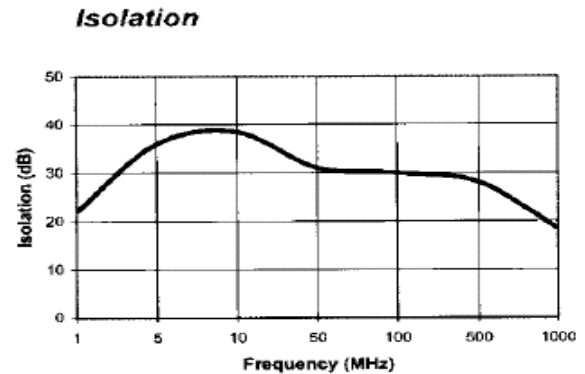
Rev. V3

Typical Performance Curves

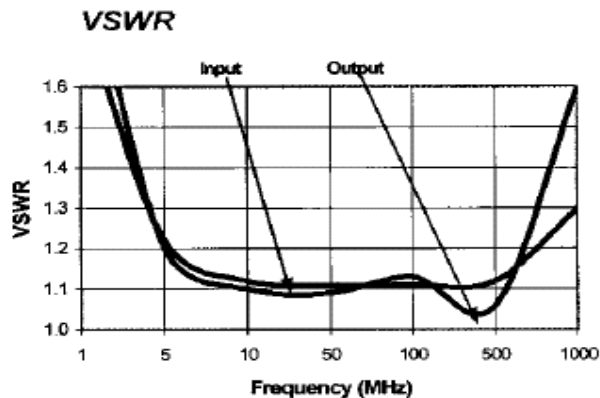
Insertion Loss



Isolation



VSWR



Ordering Information

Part Number	Package
DS-328 PIN	TO-8-2