
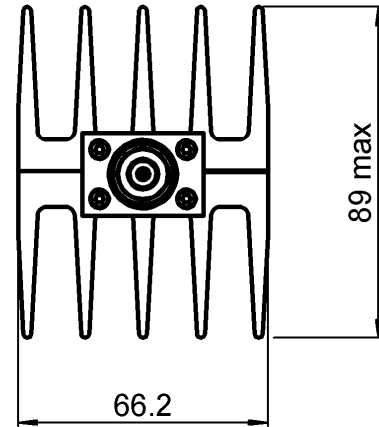
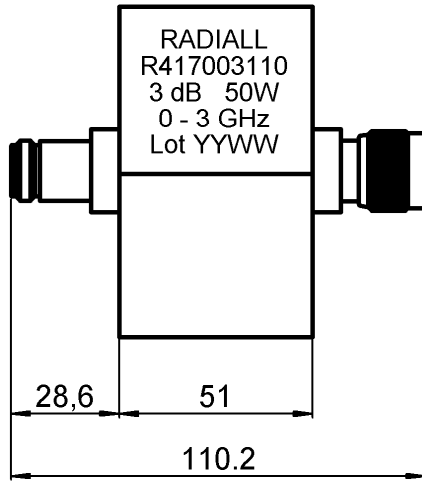
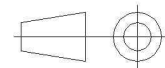


N ATTENUATOR
3 DB 3 GHZ 50W

R417.003.110
Series : ATTENUATOR



All dimensions are in mm.



COMPONENTS	MATERIALS	PLATING(μm)
BODY	STAINLESS STEEL	
MALE CENTER CONTACT	BERYLLIUM COPPER	GOLD 2.5 OVER NICKEL 1
FEMALE CENTER CONTACT	BERYLLIUM COPPER	GOLD 2.5 OVER NICKEL 1
OUTER CONTACT		
INSULATOR	PTFE	
GASKET	SILICONE RUBBER	
SUBSTRATE	ALUMINA	
RESISTOR	THICK FILM	
OTHERS PARTS	ALUMINIUM	BLACK PAINTING

Issue : 0840 A

In the effort to improve our products, we reserve the right to make changes judged to be necessary.

RADIAL 

N ATTENUATOR
3 DB 3 GHZ 50W

R417.003.110

Series : ATTENUATOR

ELECTRICAL CHARACTERISTICS

Frequency (GHz)	DC - 1	1 - 2	2 - 3
V.S.W.R (\leq)	1.10	1.25	1.35
Deviation(\pm dB)	0.70	0.70	0.70

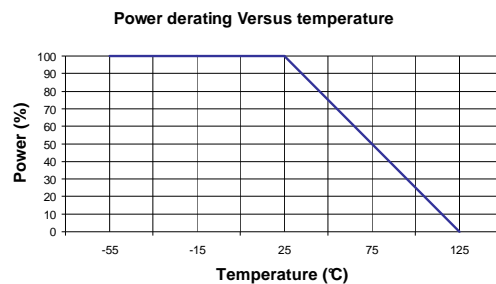
Operating Frequency Range	DC - 3	GHz
Impedance	50	Ω
Nominal Attenuation	3	dB
Peak power at 25°C (1 μ s, 1%)	5000	W
Average power at 25°C	50	W (Free Air Cooled)
		W (Conduction Cooled)

MECHANICAL CHARACTERISTICS

Connectors	N	Male Female	MIL-C 39012
Weight	435,4300 g		

ENVIRONMENTAL CHARACTERISTICS

Operating temperature range	-55 /+125 °C
Storage temperature range	-55 /+125 °C



SPECIFICATION

OTHER CHARACTERISTICS

Issue : 0840 A

In the effort to improve our products, we reserve the right to make changes judged to be necessary.

RADIAL 