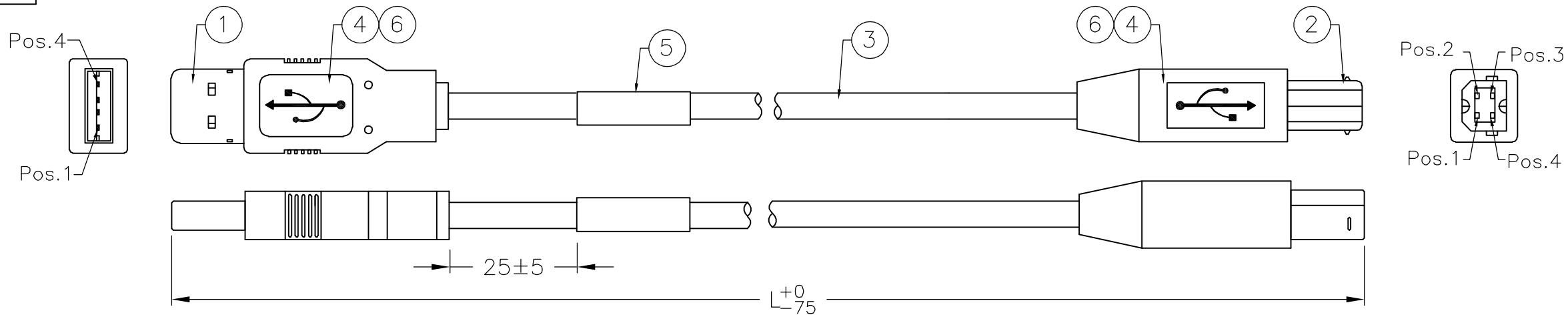


THIS DRAWING IS UNPUBLISHED. RELEASED FOR PUBLICATION  
 © COPYRIGHT BY TYCO ELECTRONICS CORPORATION. ALL RIGHTS RESERVED.

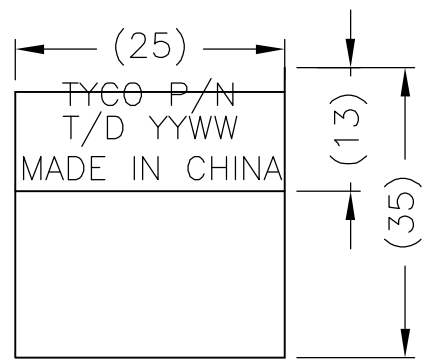
LOC GP	DIST 00	REVISIONS		
P	LTR	DESCRIPTION	DATE	DWN
	C	REVISE PER ECO-05-006320	01AUG05	TW
				APVD JH

Tooling Drawing NO.  
 USB A: TR00662  
 USB B: TR00664



NOTES:

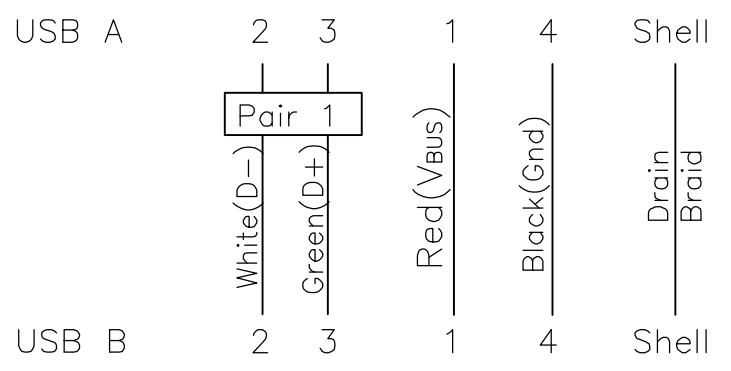
- TESTED FOR CONTINUITY, SHORTS AND OPENS, HI-POT 630V FOR 10MS.
- CABLE ASSEMBLY MEETS USB 2.0 STANDARDS.
- EXPOSED CABLE BRAID IS NOT PERMISSIBLE BEYOND OVERMOLD.
- THE FINAL CABLE ASSEMBLY MAXIMUM LENGTH NOT TO EXCEED 5000MM PER USB SPECIFICATIONS.
- MEETS REQUIREMENTS OF EU DIRECTIVE 2002/95/EC



LABEL

PART NO.	1487590-1	1487590-2
LENGTH(L)	4000	5000

PIN ASSIGNMENT :



AR	AR	MR	COPPER FOIL, W: 5MM	6
1	1	PC	LABEL, 25x35mm, White 25x13mm	5
AR	AR	KG	Overmold PVC, 40P, Color: White(WH01)	4
AR	AR	MR	USB 2.0 Cable 25AWG*1P+20AWG*2C+Al/Mylar +Drain+Braid, Color: White(WH01).	3
1	1	EA	USB 4Pin Connector Contacts: Gold 30U Plated, Shell: Nickel Plated, Housing UL94V-0 B Type.	2
1	1	EA	USB 4Pin Connector Contacts: Gold 30U Plated, Shell: Nickel Plated, Housing UL94V-0 A Type.	1
-2	-1	U/M	DESCRIPTION	ITEM

THIS DRAWING IS A CONTROLLED DOCUMENT.		DWN BOVEY LIU 25/FEB/02	Tyco Electronics Corporation Harrisburg, Pa 17105-3608	
DIMENSIONS: mm	TOLERANCES UNLESS OTHERWISE SPECIFIED:	CHK -	APVD F.D. McCORKEL 15/MAR/02	NAME CABLE ASSEMBLY, USB A TYPE TO USB B TYPE
0 PLC ± -	1 PLC ± -	APVD -	PRODUCT SPEC -	APPLICATION SPEC -
2 PLC ± -	3 PLC ± -	APVD -	SIZE A3	CAGE CODE 00779
4 PLC ± -	ANGLES ± -	APVD -	DRAWING NO C-1487590	RESTRICTED TO -
MATERIAL -	FINISH -	WEIGHT -	CUSTOMER DRAWING	
		SCALE N.T.S	SHEET 1 OF 1	REV C