



## Main

Range of product	Zelio Relay
Series name	Power
Product or component type	Plug-in relay
Device short name	RPM
Contacts type and composition	4 C/O
[Uc] control circuit voltage	24 V DC
[Ithe] conventional enclosed thermal current	15 A at -40...131 °F (-40...55 °C)
Status LED	With
Control type	Without lockable test button
Utilisation coefficient	20 %

## Complementary

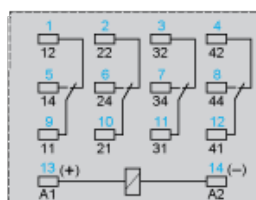
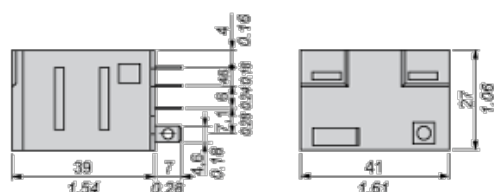
Shape of pin	Flat
[Ui] rated insulation voltage	250 V conforming to IEC 300 V conforming to UL 300 V conforming to CSA
[Uimp] rated impulse withstand voltage	4 kV 1.2/50 µs
Contacts material	AgNi
[Ie] rated operational current	15 A at 277 V AC conforming to UL 7.5 A at 28 V DC (NC) conforming to IEC 15 A at 250 V AC (NO) conforming to IEC 7.5 A at 250 V AC (NC) conforming to IEC 15 A at 28 V DC (NO) conforming to IEC 15 A at 28 V DC conforming to UL
Maximum switching voltage	250 V conforming to IEC
Load current	15 A at 250 V AC 15 A at 28 V DC
Maximum switching capacity	3750 VA 420 W
Minimum switching capacity	170 mW at 10 mA, 17 V
Operating rate	<= 18000 cycles/hour no-load <= 1200 cycles/hour under load
Mechanical durability	10000000 cycles
Electrical durability	100000 cycles resistive load
Average coil consumption	1.6 W
Drop-out voltage threshold	>= 0.1 Uc DC
Operating time	20 ms at nominal voltage
Reset time	20 ms at nominal voltage
Average resistance	303 Ohm +/- 10 % at 20 °C
Rated operational voltage limits	19.2...26.4 V DC
Protection category	RT I
Operating position	Any position
Safety reliability data	B10d = 100000
Product weight	0.16 lb(US) (0.071 kg)
Device presentation	Complete product

## Environment

dielectric strength	2000 V AC between coil and contact with reinforced insulation 2000 V AC between poles with basic insulation 1500 V AC between contacts with micro disconnection insulation
standards	EN/IEC 61810-1

WARNING: This product can expose you to chemicals including:	WARNING: This product can expose you to chemicals including:
Nickel compounds, which is known to the State of California to cause cancer, and	Nickel compounds, which is known to the State of California to cause cancer, and
Di-isodecyl phthalate (DIDP), which is known to the State of California to cause birth defects or other reproductive harm.	Di-isodecyl phthalate (DIDP), which is known to the State of California to cause birth defects or other reproductive harm.
For more information go to <a href="http://www.p65warnings.ca.gov">www.p65warnings.ca.gov</a>	For more information go to <a href="http://www.p65warnings.ca.gov">www.p65warnings.ca.gov</a>

Warranty period	18 months
-----------------	-----------

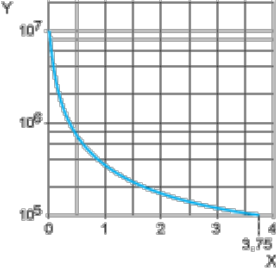


Symbols shown in blue correspond to Nema marking.

Electrical Durability of Contacts

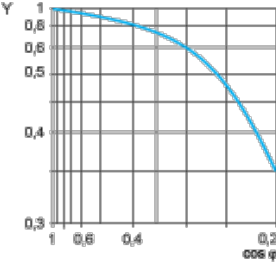
Durability (inductive load) = durability (resistive load) x reduction coefficient.

Resistive AC load



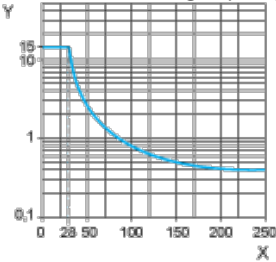
- X Switching capacity (kVA)
- Y Durability (Number of operating cycles)

Reduction coefficient for inductive AC load (depending on power factor cos φ)



- Y Reduction coefficient (A)

Maximum switching capacity on resistive DC load



- X Voltage DC
- Y Current DC

Note : These are typical curves, actual durability depends on load, environment, duty cycle, etc.