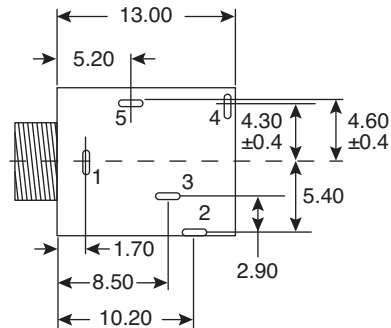
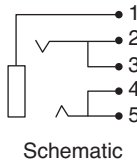
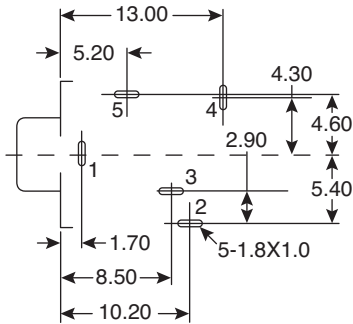
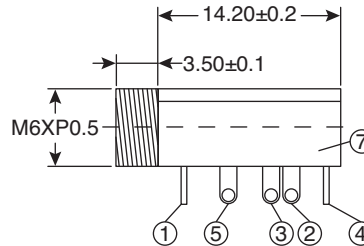
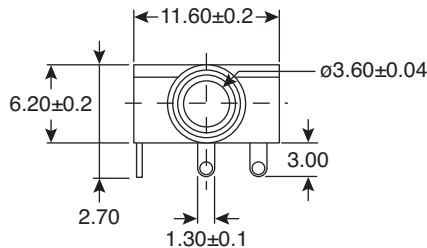
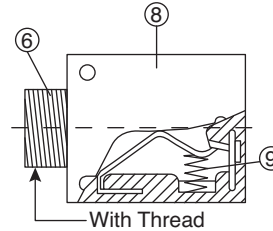
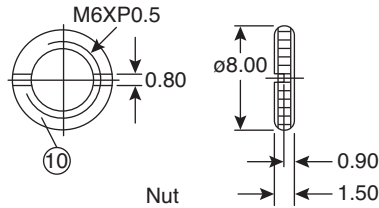


# Phone Jack

161-3508-E

**KOBI**CONN

Phone Jack



Pin Hole Layout  
(Jack Bottom View)

Dimensions: mm

SPECIFICATIONS	
Type:	Stereo, PCB Mount
Insulation Resistance:	>100MΩ
Contact Resistance:	<30mΩ
Insertion/Extraction Force:	.5 ~ 2Kgs/cm. / .4 ~ 2
Life:	5,000 Cycles
Mounting Holes:	6.3mm
Hardware Included:	Knurled Nut
RoHS Compliant	

No.	Description	Material	Qty.	Finish
1	Earth Terminal	0.4T Brass	1	Silver Plated
2	Ring Spring	0.25T Phosphor Bronze	1	Silver Plated
3	Break Terminal	0.4T Brass	1	Silver Plated
4	Break Terminal	0.4T Brass	1	Silver Plated
5	Tip Spring	0.25T Phosphor Bronze	1	Silver Plated
6	Barrel (w/thread)	Brass	1	Nickel Plated
7	Housing	POM	1	Black Color
8	Cover	PC	1	Transparent
9	Spring	SUS-304	1	
10	Nut	1.50T Brass	1	Nickel Plated

Date Last Revised: 7/20/10

Available from Mouser Electronics  
1-800-346-6873 / www.mouser.com

KC-301091

Specifications are subject to change without notice. No liability or warranty implied by this information. Environmental compliance based on producer documentation.

161-3508-E