

Dimension A&B

DIM A	N×5.08
DIM B	(N-1)×5.08

N=Number of contacts

Poles	A&B Tolerance
2P-8P	±0.15
9P-14P	±0.25
15P-20P	±0.35
21P-24P	±0.40

SIGN	DATE	DESCRIPTION	APPROVER
△	01/18'07	Soldering temperature changed from 245° to 250°	Tason
△	01/18'07	Part NO is Changed	Tason

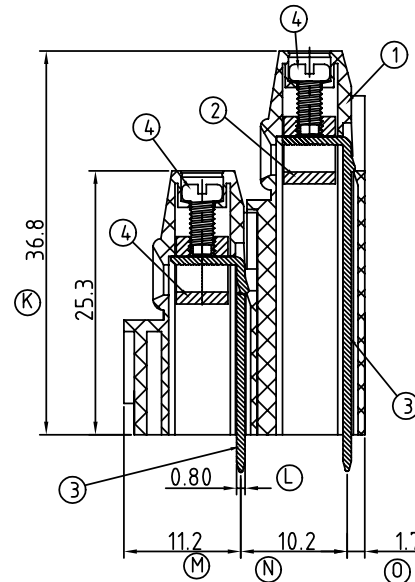
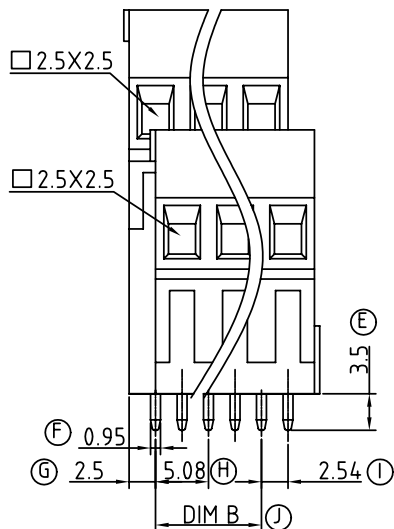
THIS IS CAD DRAWING, DO NOT REVISE MANUALLY!!!

Material:

- Item 1 Terminal housing :Thermoplastic (UL 94V-0)
- Item 2 Clamp : Brass ,Ni plated
- Item 3 Wire guard solder pin : Brass ,Tin plated
- Item 4 Terminal screw: Steel Zinc plating"-slot type

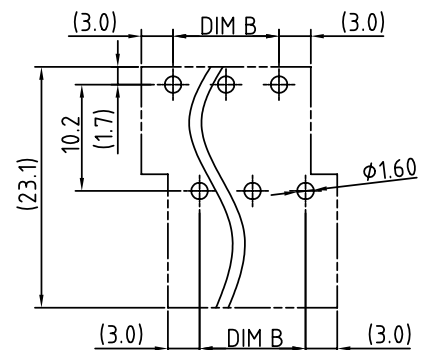
Electrical cULus

- Voltage rating: 300VAC
- Current rating: 10A
- Wire range:
- Solid wire(AWG): 12-24
- Stranded wire(AWG): 12-24
- Torque(Lb-In): 3.5
- Screw: M2.5
- Wire strip length: 6-7mm
- Withstanding Voltage: 1.6KV
- Operating temperature: -40°C to +115°C
- Soldering temperature: 250°C±10°C/5 Sec
- Safety Approval: cULus



N=Number of contacts

P.C.B LAYOUT



△ YM xx 61 x 0 xxxx G

- | | | |
|------------------|---------|---------------------------------------|
| 04 2×2 CONTACTS | 0 Black | 0000:"@Logo (Standard) Pb < 40,000ppm |
| 06 2×3 CONTACTS | 5 Green | 000A:"ANYTEK"Logo (RoHS) |
| | 6 Blue | Any special item by customer request, |
| 48 2×24 CONTACTS | 8 Grey | please contact sales department. |

ANYTEK

CUSTOMER COPY

ALL RIGHTS RESERVED. REPRODUCTION OR ISSUE TO THIRD PARTIES IN ANY FORM WHATSOEVER IS NOT PERMITTED WITHOUT WRITTEN AUTHORITY FROM THE PROPRIETOR. PROPERTY OF ANYTEK TECHNOLOGY CO., LTD

TITLE		YM-5.08mm -R Series			
PART NO.		YMxx61x0xxxxG		DWG NO.	8YM0102
APPROVED	CHECKED	DESIGNED	DRAWN	CUST NO.	
		Aaron 2009.11.30	Aaron 2009.11.30		
				Tolerance	
				UNIT: mm	X. ±0.50
				SCALE: NONE	X.X ±0.30
				SHEET: 01/01	X.XX ±0.10
				REV.: D	X° ±1°