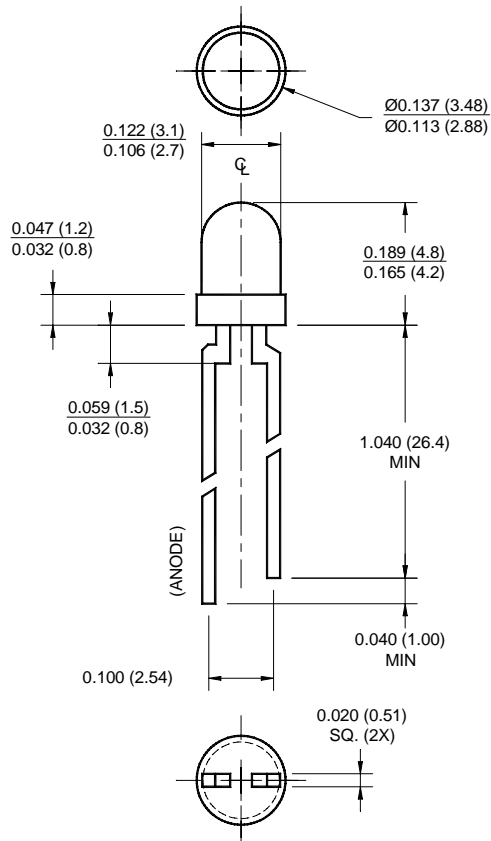


PACKAGE DIMENSIONS



NOTES:

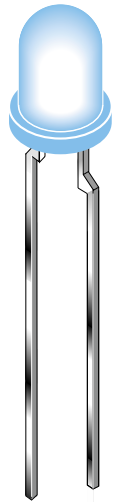
1. Dimensions for all drawings are in inches (mm).
2. Lead spacing is measured where the leads emerge from the package.
3. Protruded resin under the flange is 1.5 mm (0.059") max.

SUPER BLUE (WATER CLEAR)
SUPER BLUE (BLUE DIFFUSED)

MV5B60
MV5B640

FEATURES

- Low drive current
- Solid state reliability
- Water clear or blue diffused optics
- Standard 100 mil. lead spacing



DESCRIPTION

These T-100 super bright blue LEDs have a moderate viewing angle of 35° or 45° for concentrated light output. The blue diode chip is constructed with GaN/SiC technology and emits a peak wavelength of 430 nm.

ABSOLUTE MAXIMUM RATINGS (T_A = 25°C unless otherwise specified)

| Parameter | Symbol | Rating | Unit |
|---|------------------|---------------|------|
| Operating Temperature | T _{OPR} | -40 to +100 | °C |
| Storage Temperature | T _{STG} | -40 to +100 | °C |
| Lead Soldering Time | T _{SOL} | 260 for 5 sec | °C |
| Continuous Forward Current | I _F | 30 | mA |
| Peak Forward Current (f = 1.0 KHz, Duty Factor = 1/10) | I _F | 100 | mA |
| Reverse Voltage (I _R = 10 µA) | V _R | 5 | V |
| Power Dissipation | P _D | 120 | mW |

| | |
|-----------------------------------|----------------|
| SUPER BLUE (WATER CLEAR) | MV5B60 |
| SUPER BLUE (BLUE DIFFUSED) | MV5B640 |

ELECTRICAL / OPTICAL CHARACTERISTICS (T_A = 25°C)

| Part Number | MV5B60 | MV5B640 | Condition |
|-------------------------------|--------|---------|------------------------|
| Luminous Intensity (mcd) | | | I _F = 20 mA |
| Minimum | 100 | 60 | |
| Typical | 150 | 100 | |
| Forward Voltage (V) | | | I _F = 20 mA |
| Maximum | 4.5 | 4.5 | |
| Typical | 3.8 | 3.8 | |
| Peak Wavelength (nm) | 430 | 430 | I _F = 20 mA |
| Spectral Line Half Width (nm) | 65 | 65 | I _F = 20 mA |
| Viewing Angle (°) | 35 | 45 | I _F = 20 mA |

TYPICAL PERFORMANCE CURVES

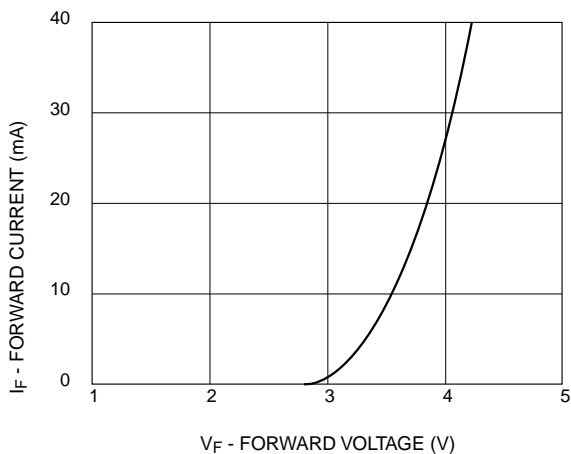


Fig.1 Forward Current vs. Forward Voltage

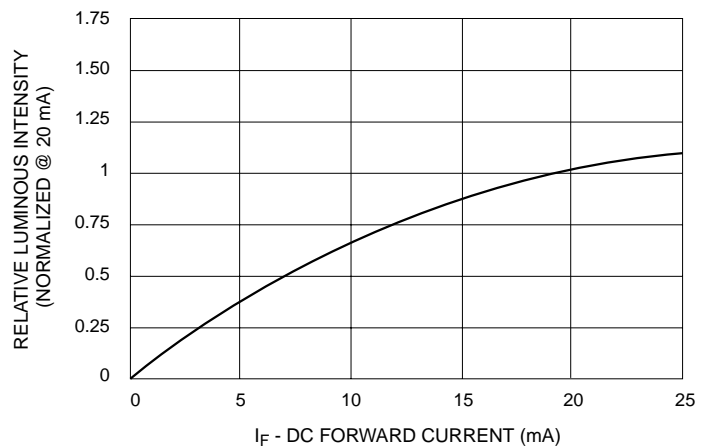


Fig.2 Relative Luminous Intensity vs. DC Forward Current

| | |
|----------------------------|---------|
| SUPER BLUE (WATER CLEAR) | MV5B60 |
| SUPER BLUE (BLUE DIFFUSED) | MV5B640 |

TYPICAL PERFORMANCE CURVES

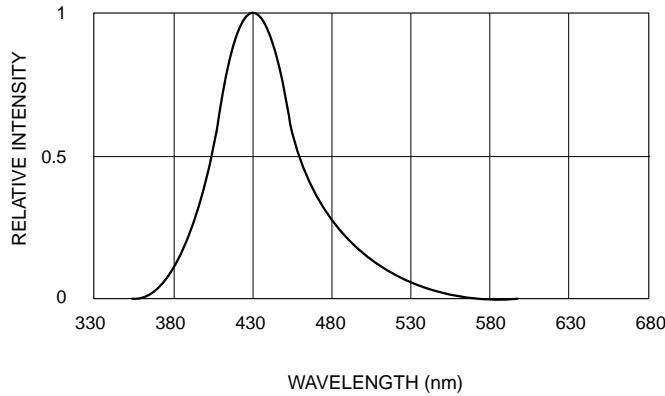


Fig. 3 Relative Intensity vs. Peak Wavelength

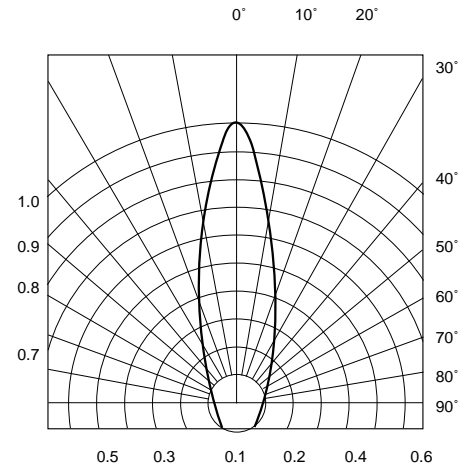


Fig. 4a Radiation Diagram for MV5B60

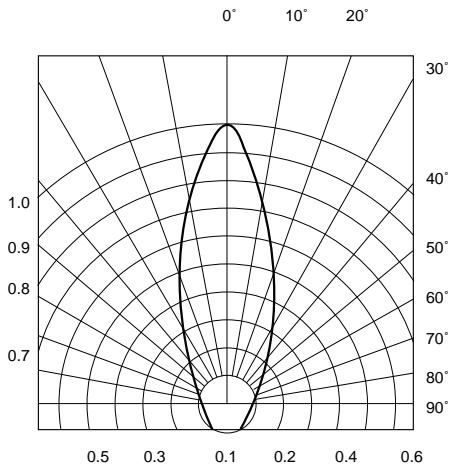


Fig. 4b Radiation Diagram for MV5B640

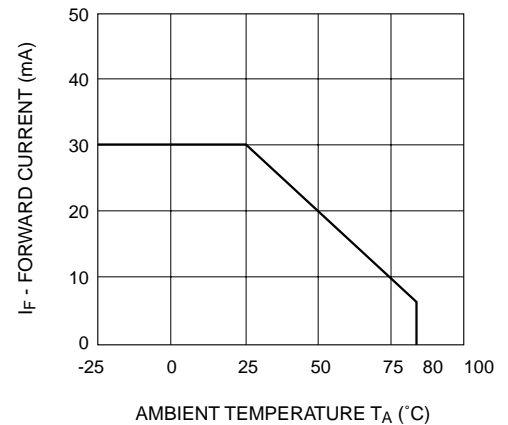


Fig. 5 Current Derating Curve

DISCLAIMER

FAIRCHILD SEMICONDUCTOR RESERVES THE RIGHT TO MAKE CHANGES WITHOUT FURTHER NOTICE TO ANY PRODUCTS HEREIN TO IMPROVE RELIABILITY, FUNCTION OR DESIGN. FAIRCHILD DOES NOT ASSUME ANY LIABILITY ARISING OUT OF THE APPLICATION OR USE OF ANY PRODUCT OR CIRCUIT DESCRIBED HEREIN; NEITHER DOES IT CONVEY ANY LICENSE UNDER ITS PATENT RIGHTS, NOR THE RIGHTS OF OTHERS.

LIFE SUPPORT POLICY

FAIRCHILD'S PRODUCTS ARE NOT AUTHORIZED FOR USE AS CRITICAL COMPONENTS IN LIFE SUPPORT DEVICES OR SYSTEMS WITHOUT THE EXPRESS WRITTEN APPROVAL OF THE PRESIDENT OF FAIRCHILD SEMICONDUCTOR CORPORATION. As used herein:

1. Life support devices or systems are devices or systems which, (a) are intended for surgical implant into the body, or (b) support or sustain life, and (c) whose failure to perform when properly used in accordance with instructions for use provided in the labeling, can be reasonably expected to result in a significant injury of the user.
2. A critical component in any component of a life support device or system whose failure to perform can be reasonably expected to cause the failure of the life support device or system, or to affect its safety or effectiveness.