


SLIMSEAL CONNECTOR

Miniature Series Headers

TE Connectivity (TE)'s SlimSeal connector Miniature series is a dust and waterproof, IP67-rated connector system suitable for harsh environment applications such as outdoor lighting and other high humidity applications. This wire-to-board and wire-to-wire connector system is a space-saving solution available in two and three position configurations. A robust press-to-release spring latch ensures that connector mating is secure. Availability in different colors enables easy identification and flexibility in design.



Applications

- Outdoor lighting
- Digital signage
- Parking garages
- Public transport stations
- Commercial refrigeration lighting
- Kitchen appliances
- HVAC equipment
- Communication systems
- Security
- Trailer lighting

Electrical

- Current rating:
 - 18 AWG - 20 AWG: 5A Max.
 - 22 AWG: 3A Max.
- Voltage rating:
 - Wire-to-board: 250VAC Max.
 - Wire-to-wire: 400VAC Max.
- Dielectric withstanding voltage:
 - Wire-to-board: 1500VAC
 - Wire-to-wire: 1800VAC

Mechanical

- Operating temperature: -40°C to +105°C
- Durability: 30 cycles
- Waterproof level: IP67

Specifications

- Application Specification:
 - Wire-to-board: [114-137266](#)
 - Wire-to-wire: [114-137093](#)
- Product Specification:
 - Wire-to-board: [108-137266](#)
 - Wire-to-wire: [108-137093](#)
- UL1977 Approval

Materials

- Housing: LCP, UL 94 V-0
- Contact: Copper alloy with tin plating
- Seal: Rubber

Benefits





- Save PCB space with a compact design
- Achieve an ideal solution for dust and waterproof applications with an IP67 rated connector
- Positive latching prevents inadvertent un-mating
- Pre-assembled seals reduce assembly time

Colors

- Natural
- Black
- Red
- White

Product Selection Information

Receptacle Miniature Waterproof Headers

	Description	Position	Color	Part Number
	Vertical Surface Mount	2	Natural	1-2834235-2
	Vertical Surface Mount	3	Natural	1-2834235-1
	Right Angle Surface Mount	2	Natural	1-2834236-2
	Right Angle Surface Mount	3	Natural	1-2834236-1
	Vertical Thru Board	2	Natural	1-2834237-2
	Vertical Thru Board	3	Natural	1-2834237-1
	Right Angle Thru Board	2	Natural	1-2834238-2
	Right Angle Thru Board	3	Natural	1-2834238-1

Note: Mates with Miniature waterproof connector plug.
Thru board product also available in red, black and white.

Plug and Receptacle Miniature Waterproof Connector

	Description	Position	Type	Color	Part Number
	Miniature Waterproof Connector	2	Plug	White	1-2834074-2
	Miniature Waterproof Connector	3	Plug	White	1-2834074-3
	Miniature Waterproof Connector	2	Receptacle	White	1-2834075-2
	Miniature Waterproof Connector	3	Receptacle	White	1-2834075-3

Note: Miniature waterproof plug and receptacle product also available in red and black.
Pre-terminated plug cable assemblies available, reference Customer Drawing 2834182.
Pre-terminated receptacle cable assemblies available, reference Customer Drawing 2834183.

Socket and Pin Contacts

	Description	Contact Plating	Reel Quantity	Part Number
	Socket Contact	Tin	10,000	1-2834067-2
	Socket Contact	Tin	1,000	2-2834067-2
	Pin Contact	Tin	10,000	1-2834068-2
	Pin Contact	Tin	1,000	2-2834068-2

Note: Contact application tooling, see Application Specification 114-137093, Sec. 5.
Au plated contact option for wire-to-wire applications.

Dimensions

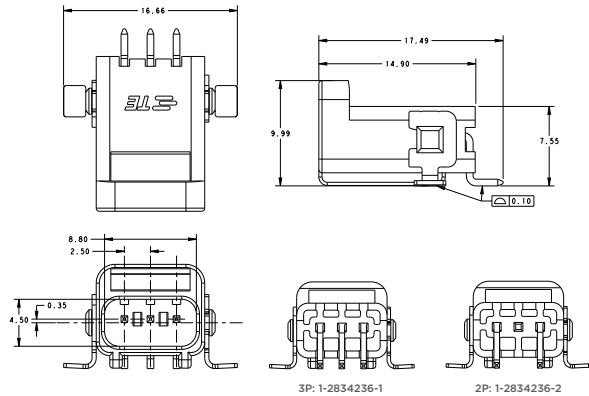
Vertical Surface Mount PN: 1-2834235-1 & 1-2834235-2



Vertical Thru Board PN: 1-2834237-1 & 1-2834237-2



Right Angle Surface Mount PN: 1-2834236-1 & 1-2834236-2

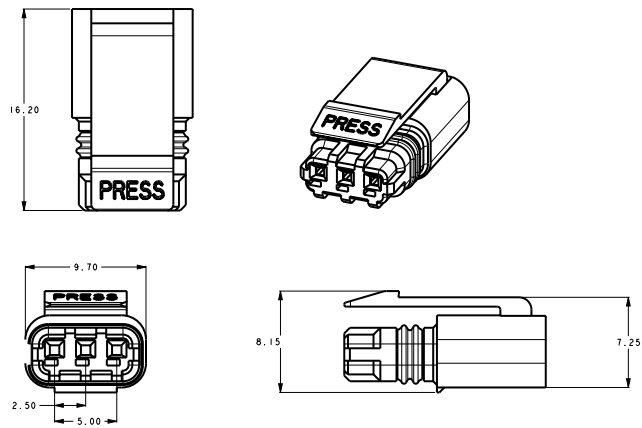


Right Angle Thru Board PN: 1-2834238-1 & 1-2834238-2

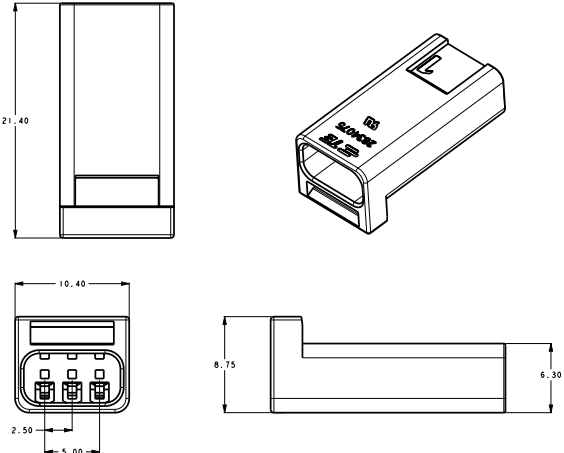


Plug and Receptacle Miniature Waterproof Connector

Plug



Receptacle



Note: Plugs mate with headers shown above and with the receptacles to the right.

te.com

© 2017 TE Connectivity. All Rights Reserved. TE, TE Connectivity, and the TE connectivity (logo) are trademarks of the TE Connectivity Ltd. family of companies. Other logos, product and Company names mentioned herein may be trademarks of their respective owners.

While TE has made every reasonable effort to ensure the accuracy of the information in this brochure, TE does not guarantee that it is error-free, nor does TE make any other representation, warranty or guarantee that the information is accurate, correct, reliable or current. TE reserves the right to make any adjustments to the information contained herein at any time without notice. TE expressly disclaims all implied warranties regarding the information contained herein, including, but not limited to, any implied warranties of merchantability or fitness for a particular purpose. The dimensions in this catalog are for reference purposes only and are subject to change without notice. Specifications are subject to change without notice. Consult TE for the latest dimensions and design specifications.

1-1773896-3 JN 11/2017

USA: +1 (800) 522-6752
 Canada: +1 (905) 475-6222
 Mexico: +52 (0) 55-1106-0800
 Latin/S. America: +54 (0) 11-4733-2200
 Germany: +49 (0) 6251-133-1999
 UK: +44 (0) 800-267666
 France: +33 (0) 1-3420-8686
 The Netherlands: +31 (0) 73-6246-999
 China: +86 (0) 400-820-6015