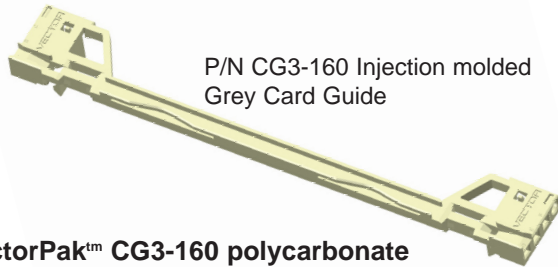
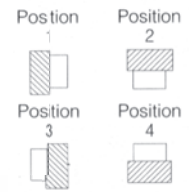
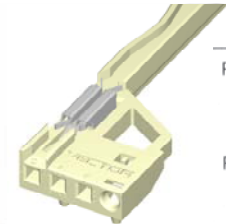
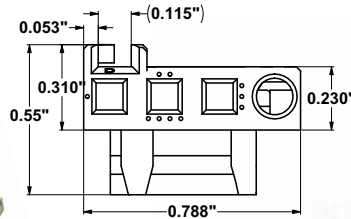


4HP Keyable Card Guides IEEE 1101.10

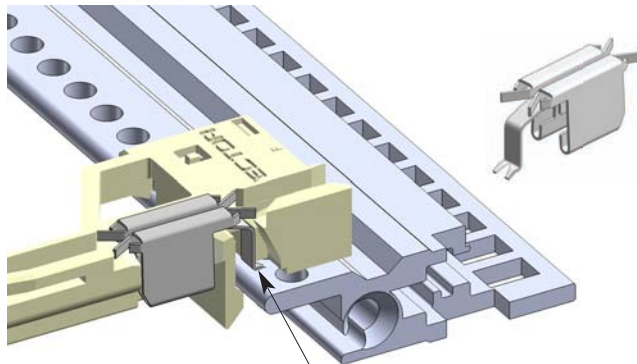


P/N CG3-160 Injection molded Grey Card Guide



VectorPak™ CG3-160 polycarbonate card guide for 0.062" to 0.100" thickness cards.

PCB ESD Contact for CG-3 Card Guides
P/N CG3-ESD/12



ESD clip makes contact with rail

Electrostatic discharge clips (ESD) for VectorPak™ CG3-Series card guides will provide permanent ES discharge of the PCB before contact with connector



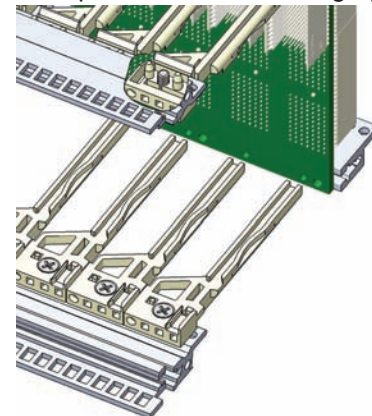
P/N CG3 U-type card guide, over 220mm and custom length



CG3-K02 Red Keys

CG3-K01 Grey Keys

Keys are used for keying plug-in assemblies such as front panels and prevents them from being used in incorrect slots. These keys are installed into the front chambers of VectorPak™ CG3-160 or CG3-220 card guides and matched with an offsetting key inserted into type IV injector/ejector handles. By keying upper and lower card guides, over 4,000 combinations are possible. Available in packs of 25 in red or grey (RAL 7032)



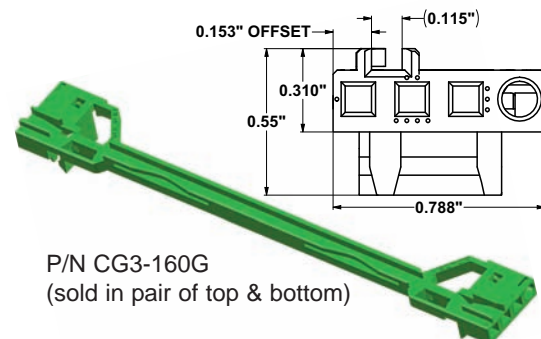
P/N CG3-80 Card Guide

80mm rear I/O card guides are designed for use with our standard CG3-ESD clips and are fully keyable. Comes with self-tapping screw for attachment to horizontal rail. Pack of 12 includes 6 top and 6 bottom.

Part Number	Description	
CG3-80/12	80mm for rear I/O (6 pair of top/bottom)	Pk 12
CG3-80E/12	80mm with ESD Clips (6 pair of top/bottom)	Pk 12
CG3-160/12	160mm, injection molded	Pk 12
CG3-160E/12	160mm, injection molded with ESD clips	Pk 12
CG3-160R	160mm RED/ control slot	Pair
CG3-220/12	220mm, injection molded	Pk 12
CG3-220E/12	220mm, injection molded with ESD clips	Pk 12
CG3-280U/12	280mm, 3-piece assembly	Pk 12
CG3-340U/12	340mm, 3-piece assembly	Pk 12
CG3-400U/12	400mm, 3-piece assembly	Pk 12
CG3-ESD/12	Universal ESD clips (will fit all of the above)	Pk 12
CG3-160G	160mm, injection molded, 0.5HP offset, green for power supply	Pair
CG3-K01/25	Grey Keys	Pk 25
CG3-K02/25	Red Keys	Pk 25

www.vectorelect.com

Plug-in Power Supply Card Guide




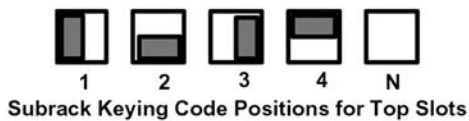
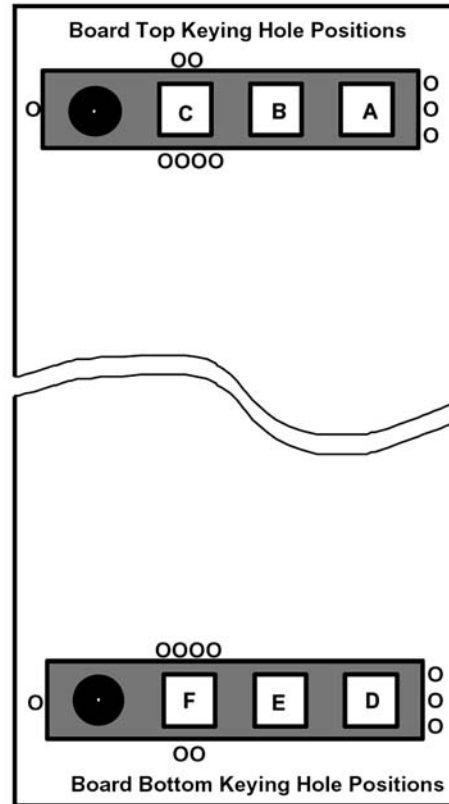
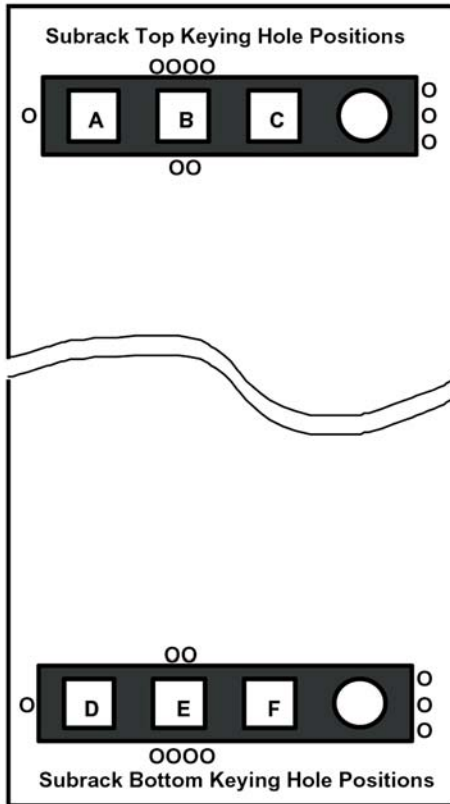
P/N CG3-160G (sold in pair of top & bottom)

0.5HP (0.100") offset power supply card guide for 0.062" to 0.100" thickness cards.

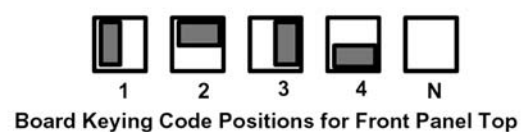
800-423-5659

DIN Subracks





Front View of Subrack




Rear View of Front Panel

Notes:

- (1) 0, 00, 000 and 0000 are the keying code number position of 1, 2, 3 and 4 respectively
- (2) ○ is a hole in the card guide
- (3) ● is the alignment pin

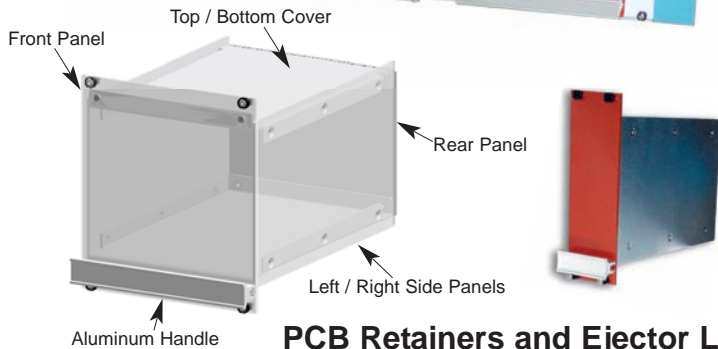

**EMC Subracks / DIN Module Subracks
Subracks for Card Retainers / Levers**

VectorPak™ CG4 card guides are fairly straight, non-keyable type intended for use with card retainers for our DIN modules. 3U and 6U standard and up to 400mm depth. More information on our DIN modules can be found at www.vectorelect.com VECTORPAK™ SUBRACKS DIN Module Subracks.



CCA46 to CCA57 for card retainers or DIN Modules

DIN Subracks



Subrack Ordering Information

CCX XX - XX - XX

Model Numbers

A = assembled subracks
K = unassembled flat-packed kit

Module or Card Length / Sidewall Depth

3U
46 = 160mm; 8.5"
47 = 160mm; 12.0"
51 = 220mm; 12.0"
50 = 280mm; 15.0"
54 = 340mm; 16.0"
55 = 400mm; 18.0"

6U
48 = 160mm; 10.0"
49 = 160mm; 12.0"
52 = 220mm; 12.0"
53 = 280mm; 15.0"
56 = 340mm; 16.0"
57 = 400mm; 18.0"

Covers (Optional)

01 = Top & bottom, vented
02 = Rear fixed
03 = Both '01' & '02'
04 = Custom
05 = Solid Top & Bottom

Inside Width

(not including flanges)

36 = 36HP [7.4"]
44 = 44HP [9.0"]
64 = 64HP [13.0"]
84 = 84HP [17.0"]

Module Ordering Information

EMA XXX - XX - XX

Depth

160mm = Module depth 6.560"
220mm = Module depth 8.922"
280mm = Module depth 11.284"
340mm = Module depth 13.647"
400mm = Module depth 16.009"

Height

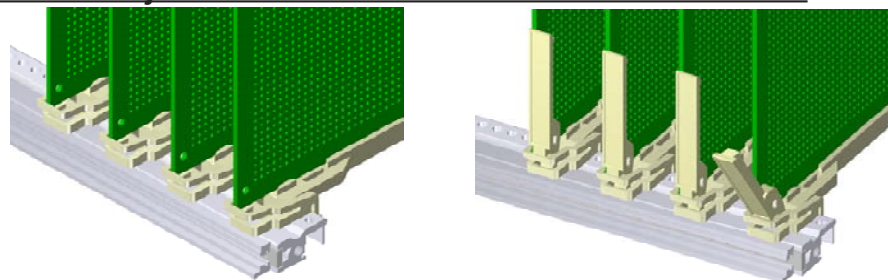
3U = Module Height 5.060"
6U = Module Height 10.310"

Width in HP

06 = 6HP (1.2")
15 = 15HP (3.0")
23 = 23HP (4.6")
42 = 42HP (8.4")
56 = 56HP (11.2")

PCB Retainers and Ejector Levers For Use Without Front Panels

To secure and extract PCB's without front panels. Optional card ejector levers attach to 0.062" th PCB's. Intended for use with VectorPak™ CCA46 through CCA57 series subracks for non-keyable card guides.



P/N.	Description
CG4-160/12	12 straight, non-keyable card guides with retainers, 160mm cards
CG4-220/12	12 straight, non-keyable card guides with retainers, 220mm cards
CG3-160S/12	12 straight non-keyable card guides only
CG4-RET/12	Card guide retainers only, pack of 12
CG4-LEJ/12	Card guide levers, ejector pull-type, pack of 12

