


# ExaMAX<sup>®</sup>



EBTF-6-08-2.0-S-RA-1-L-A



EBTF-4-08-2.0-S-RA-1

(2.00 mm) .0787"

## ExaMAX<sup>®</sup> BACKPLANE SYSTEM

### SPECIFICATIONS

For complete specifications and recommended PCB layouts see [www.samtec.com?EBTF-RA](http://www.samtec.com?EBTF-RA)

**Insulator Material:**

Liquid Crystal Polymer

**Contact Material:**

Copper Alloy

**Plating:**

Sn or Au over

50 μ" (1.27 μm) Ni

**Operating Temp Range:**

-55 °C to +105 °C

**Current Rating:**

4.2 A per pin

(1 pin powered)

**Contact Wipe:**

2.4 mm

**RoHS Compliant:**

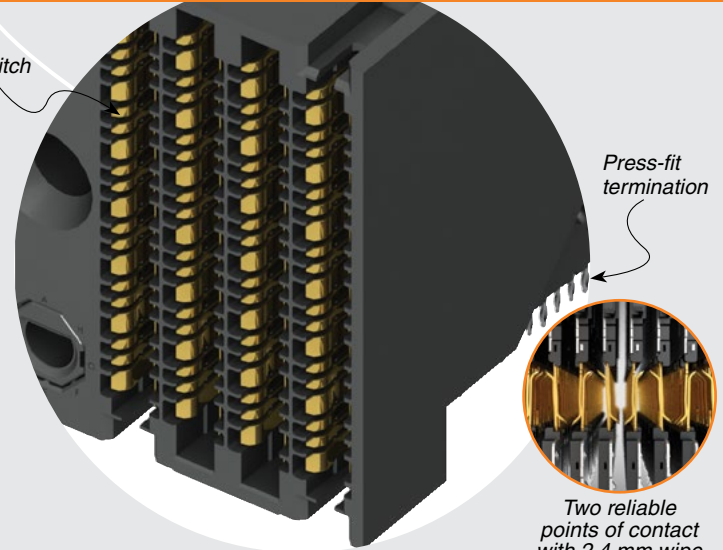
Yes

Mates with:  
EBTM, EBDM

2.00 mm  
column pitch

Press-fit  
termination

PAM 4  
56  
G b p s



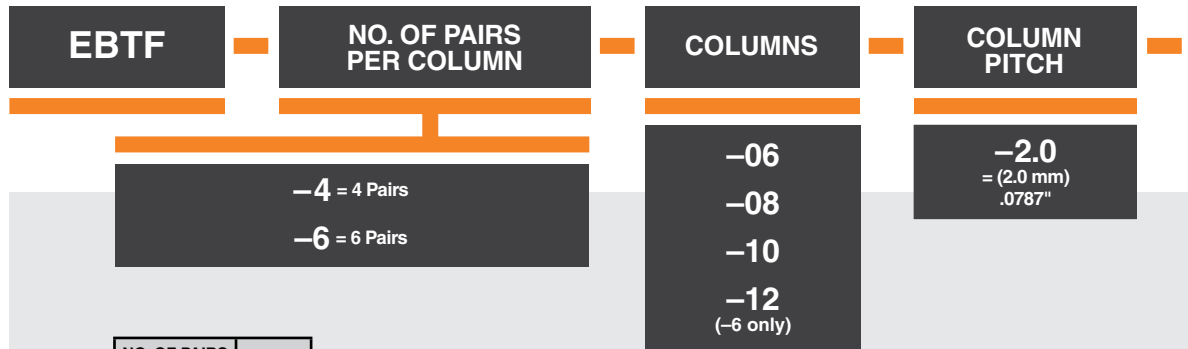
Two reliable  
points of contact  
with 2.4 mm wipe

### RECOGNITIONS

For complete scope of recognitions see [www.samtec.com/quality](http://www.samtec.com/quality)



FILE NO. E111594



### ALSO AVAILABLE (MOQ Required)

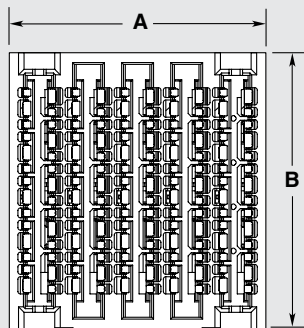
- Staging

### TOOLING

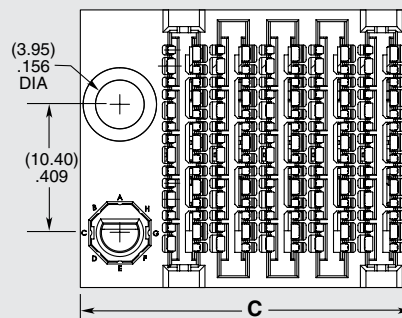
- For press-fit extraction and insertion tool options, visit [www.samtec.com/tooling](http://www.samtec.com/tooling)

NO. OF PAIRS PER COLUMN	B
-4	(22.50) .886
-6	(29.70) 1.169

COLUMNS	A	C
-06	(12.90) .508	(18.85) .742
-08	(16.90) .665	(22.85) .900
-10	(20.90) .823	(26.85) 1.057
-12	(24.90) .980	(30.85) 1.215



NO GUIDANCE SHOWN



WITH GUIDANCE SHOWN

**Notes:**

Some lengths, styles and options are non-standard, non-returnable.


ExaMAX<sup>®</sup> is a registered trademark of AFCL.

Due to technical progress, all designs, specifications and components are subject to change without notice.


[WWW.SAMTEC.COM](http://WWW.SAMTEC.COM)

All parts within this catalog are built to Samtec's specifications.

Customer specific requirements must be approved by Samtec and identified in a Samtec customer-specific drawing to apply.



EBTF-6-6-2.0-S-RA-1-L

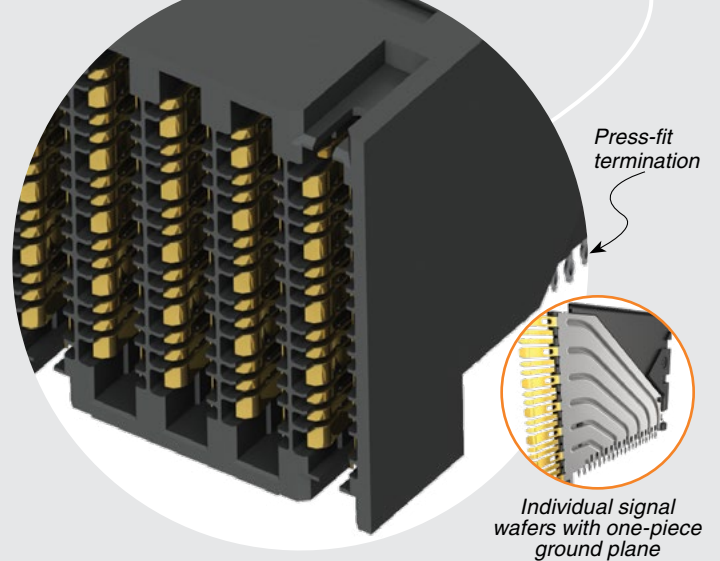
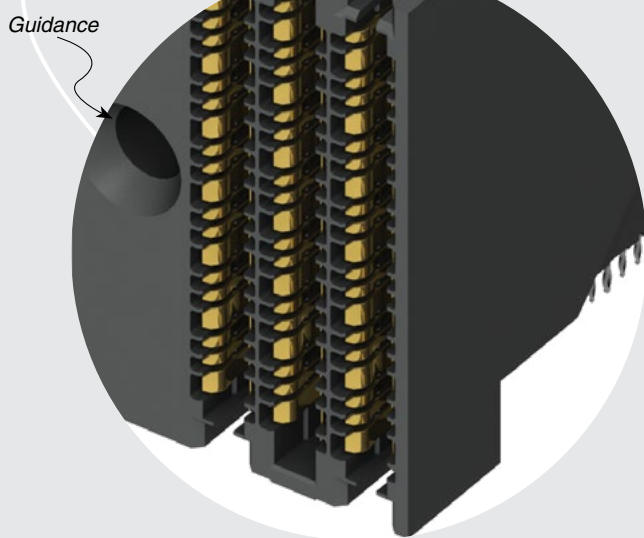


EBTF-6-12-2.0-S-RA-1



EBTF-4-10-2.0-S-RA-1

**EBTF-RA SERIES**



**PLATING**

**RA**

**1**

**GUIDANCE**

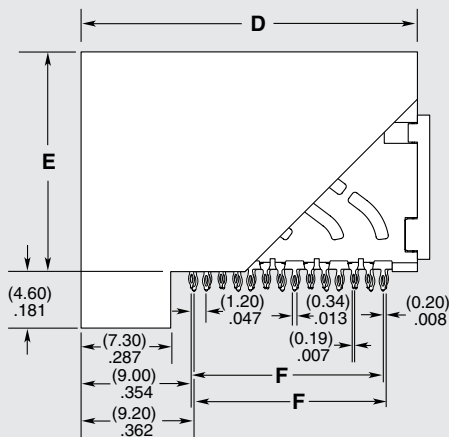
**KEYING**

**-S**  
= 30 μm (0.76 μm) Gold on contact area,  
Matte Tin on tail

(Leave Blank for no Guidance)  
**-L**  
= Left Guidance  
**-R**  
= Right Guidance


(Only available with -L or -R guidance)  
(Leave Blank for no keying)  
**-A thru -H**  
= Position of flat on Key  
(See table for Key)

GUIDANCE	KEYING							
	-A	-B	-C	-D	-E	-F	-G	-H
-R /-L								



EBTF-4-10-2.0-S-RA-1-L-A SHOWN

**APPLICATION**



NO. OF PAIRS PER COLUMN	D	E	F
-4	(28.40) 1.118	(17.90) .705	(15.60) .614
-6	(35.60) 1.402	(25.10) .988	(22.80) .898

Due to technical progress, all designs, specifications and components are subject to change without notice.