

ZP series

Subminiature pushbutton switches • metal bushing



DISTINCTIVE FEATURES

Ø 4.83 mm threaded bushing

Solder lug and straight PC terminals



ELECTRICAL SPECIFICATIONS

- Max. current/voltage rating with resistive load :
 - gold plated contacts : 0.4 VA 20 V max. AC or DC
 - silver plated contacts : 0.5 A 48V max. AC or DC
- Minimum load : 10 mA 50 mV - 10 µA 5 VDC
- Contact resistance : 50 mΩ max.
- Insulation resistance : 1,000 MΩ min. at 500 VDC
- Dielectric strength: 1,000 Vrms 50 Hz min. between terminals and frame / 500 Vrms 50 Hz min. between terminals
- Electrical life at full load :
 - gold plated contacts : 60,000 cycles
 - silver plated contacts: 20,000 cycles



ENVIRONMENTAL SPECIFICATIONS

- Operating temperature : -30 °C to +85 °C (-22 °F to +185 °F)
- Moisture : 21 days 95 % (NFC 20-603 - IEC 68-2-3)



GENERAL SPECIFICATIONS

- Travel :
 - function 2 (ON-MOM) : 1.2 mm (.047) ± 0.3 (.11)
 - function 3 (OFF-MOM) : 1 mm (.039) ± 0.3 (.11)
- Strength of terminals : pull-out force 10 N max.
- Torque : 1 Nm max. applied between the 2 nuts
- Max. panel thickness : 1.5 mm (.059) with 2 nuts



SOLDERING

- Hand soldering : 280 °C (536 °F) max. for 5 seconds max.
- Wave soldering : 260 °C (500 °F) max. for 5 seconds max.

The company reserves the right to change specifications without notice.



ZP series

Subminiature pushbutton switches • metal bushing



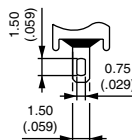
MATERIALS

- Case : thermoplastic UL94-V0
- Actuator : thermoplastic UL94-V0
- Bushing : zamac, tin plated
- Contacts and terminals :
 - 0 : brass, gold plated (standard)
 - 1 : brass, silver plated
 - 3 : brass, gold plated (1.27 micron gold)
- Terminal seal : epoxy

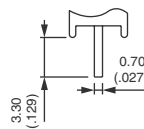
APEM products may be recycled at end-of-life for the re-claiming of valuable metal components.



TERMINALS



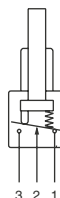
Solder lug



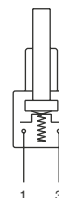
Straight PC



ELECTRICAL FUNCTIONS



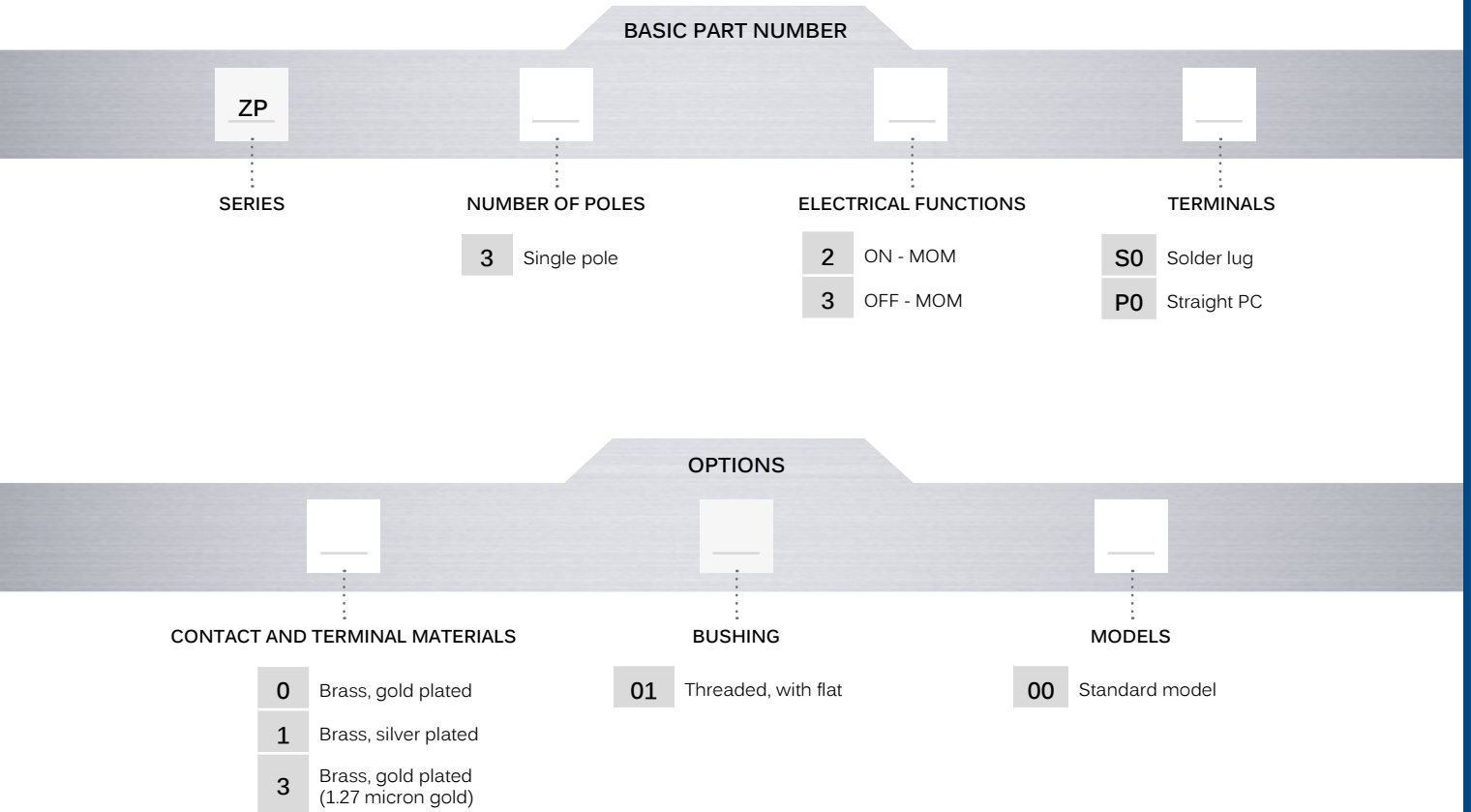
Function 2
(ON - MOM)



Function 3
(OFF - MOM)



BUILD YOUR PART NUMBER



ABOUT THIS SERIES

On the following pages, you will find successively basic part numbers of switches and options in the same order as in above chart

- ⚠ **Notice:** please note that not all combinations of above numbers are available. Refer to the following pages for further information.
- 🔧 **Mounting accessories:** Standard hardware supplied with all models : 2 hex nuts 7 mm (.275) across flats P/N U5731, 1 locking ring P/N U5831 and 1 lockwasher P/N U5841.

ZP series

Subminiature pushbutton switches • metal bushing

SOLDER LUG TERMINALS

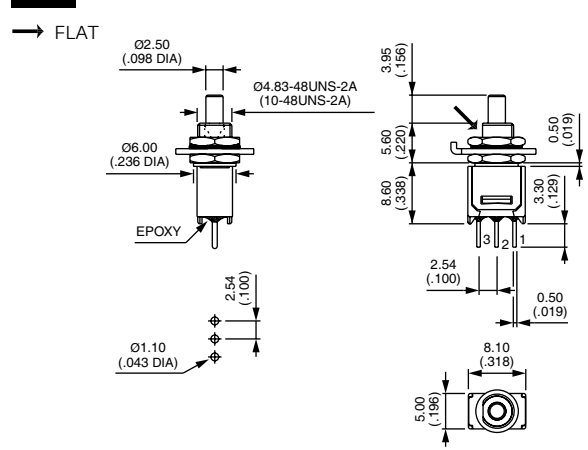
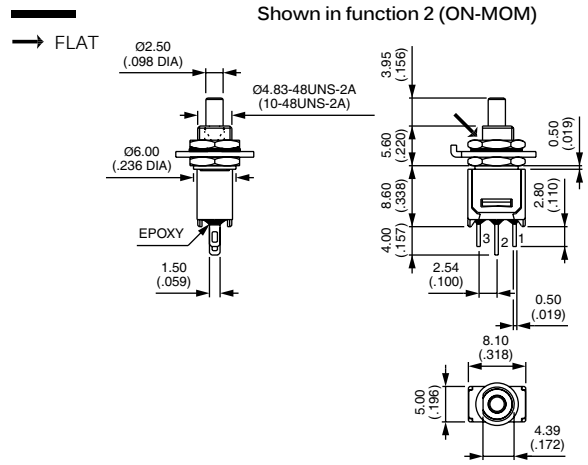


ZP32S0	ON	MOM
ZP33S0	OFF	MOM

SOLDER LUG TERMINALS



ZP32P0	ON	MOM
ZP33P0	OFF	MOM




CONTACT & TERMINAL MATERIALS



- 0 Brass, gold plated (standard)
- 1 Brass, silver plated
- 3 Brass, gold plated (1.27 micron gold)

BUSHING



- 01 Threaded, with flat

