




Dual Voltage Fans





115/230 Volts AC
80mm - 120mm (3.15" - 4.7")


|  Model Number 80 x 25 | Speed (RPM) | Airflow (CFM) | Noise (dB) | Volts AC | Voltage Range | Watts | Max. Static Pressure ("H2O) |
|-----------------------------------------------------------------------------------------------------------|-------------|---------------|------------|----------|---------------|-------|-----------------------------|
| OA825AP-11/22-1WB | 3000 | 25 | 28 | 115/230 | 100~240 | 9 | .21 |
| OA825AP-11/22-2WB | 2300 | 18 | 24 | 115/230 | 100~240 | 6 | .14 |
| OA825AP-11/22-3WB | 1900 | 16 | 19 | 115/230 | 100~240 | 4 | .11 |

|  Model Number 80 x 38 | Speed (RPM) | Airflow (CFM) | Noise (dB) | Volts AC | Voltage Range | Watts | Max. Static Pressure ("H2O) |
|-----------------------------------------------------------------------------------------------------------|-------------|---------------|------------|----------|---------------|-------|-----------------------------|
| OA80AP-11/22-1WB | 3000 | 31 | 29 | 115/230 | 100~240 | 12 | 0.24 |
| OA80AP-11/22-2WB | 2300 | 23 | 22 | 115/230 | 100~240 | 9 | 0.15 |
| OA80AP-11/22-3WB | 1600 | 17 | 18 | 115/230 | 100~240 | 5 | 0.10 |

|  Model Number 92 x 25 | Speed (RPM) | Airflow (CFM) | Noise (dB) | Volts AC | Voltage Range | Watts | Max. Static Pressure ("H2O) |
|-----------------------------------------------------------------------------------------------------------|-------------|---------------|------------|----------|---------------|-------|-----------------------------|
| OA92AP-11/22-1WB | 3000 | 35 | 30 | 115/230 | 100~240 | 13 | .20 |
| OA92AP-11/22-2WB | 2300 | 27 | 22 | 115/230 | 100~240 | 10 | .14 |
| OA92AP-11/22-3WB | 1900 | 22 | 19 | 115/230 | 100~240 | 6 | .09 |

|  Model Number 92 x 38 | Speed (RPM) | Airflow (CFM) | Noise (dB) | Volts AC | Voltage Range | Watts | Max. Static Pressure ("H2O) |
|-------------------------------------------------------------------------------------------------------------|-------------|---------------|------------|----------|---------------|-------|-----------------------------|
| OA938AP-11/22-1WB | 3100 | 50 | 32 | 115/230 | 100~240 | 9 | .22 |
| OA938AP-11/22-2WB | 2400 | 39 | 23 | 115/230 | 100~240 | 5 | .17 |
| OA938AP-11/22-3WB | 1800 | 26 | 19 | 115/230 | 100~240 | 3 | .10 |

|  Model Number 120 x 25 | Speed (RPM) | Airflow (CFM) | Noise (dB) | Volts AC | Voltage Range | Watts | Max. Static Pressure ("H2O) |
|--------------------------------------------------------------------------------------------------------------|-------------|---------------|------------|----------|---------------|-------|-----------------------------|
| OA125AP-11/22-1WB | 2900 | 81 | 32 | 115/230 | 100~240 | 13 | .23 |
| OA125AP-11/22-2WB | 2300 | 60 | 27 | 115/230 | 100~240 | 10 | .18 |
| OA125AP-11/22-3WB | 1600 | 42 | 22 | 115/230 | 100~240 | 6 | .12 |

|  Model Number 120 x 38 | Speed (RPM) | Airflow (CFM) | Noise (dB) | Volts AC | Voltage Range | Watts | Max. Static Pressure ("H2O) |
|--------------------------------------------------------------------------------------------------------------|-------------|---------------|------------|----------|---------------|-------|-----------------------------|
| OA109AP-11/22-1WB | 3000 | 110 | 42 | 115/230 | 100~240 | 15 | .28 |
| OA109AP-11/22-2WB | 2300 | 71 | 35 | 115/230 | 100~240 | 11 | .24 |
| OA109AP-11/22-3WB | 1600 | 51 | 25 | 115/230 | 100~240 | 8 | .15 |

Dual voltage fans are connected via 4 power leads. They can be configured for switchable operation.

