

# SEALED, ILLUMINATED ROCKER SWITCHES

**K5**  
SEALED  
ROCKERS

ATTRACTIVE & RUGGED FOR WET & DUSTY ENVIRONMENTS

The OTTO K5 series is a quality, precision switch designed to comply with standards established for appliance, marine (ignition protection) and off-road vehicles along with other demanding applications where rugged rocker switches are required.

K5 series sealed rocker switches snap into industry-standard panel cutouts. Choose illuminated and printed legends, thru-panel drain option and switching compatibility from low level up to 20 amps.

The K5 series offers a choice of LED, incandescent and neon illumination. Legends can be stamped onto a non-illuminated button, stamped onto an illuminated lens or laser etched into the lens and backlit.

Available in standard and low level contact ratings, the K5 rockers will fit a wide range of applications. Expect a minimum of 25,000 cycles at a full rated load of 20 amps resistive or 15 amps inductive. 100,000 cycles mechanical. A full complement of switch operation is available including momentary and maintained action in 2 or 3-position switches in SPST, SPDT, SPTT, DPST and DPDT circuit arrangements.

OTTO can provide custom colors upon request. Value-added assemblies with wire leads are also available. Please consult the factory for assistance.

## Features:

- Sealed watertight per IP68S
- Snap-in panel mounting into industry standard panel cutout
- Optional panel seal gasket
- LED, neon & incandescent lighting
- 0.250" Quick Connect terminals
- Optional one-piece connector
- Optional terminal barriers
- Low level up to 20 amp switch
- Configurable Single Pole Triple Throw (SPTT) with external jumpers
- Soft Touch button available
- RoHS/WEEE/Reach compliant



Raised Bars Shown

### Standard Characteristics/Ratings:

#### ELECTRICAL RATINGS:

Load	Sea Level @ 28VDC	Sea Level @ 115VAC, 60/400Hz
Resistive	20A	16A
Inductive	15A	15A
Lamp	5A	5A
Motor	0.5HP @ 110VAC	
DWV	1050Vrms except across light terminals	
Low Level	10mA @ 30mV	

**Electrical Life:** 25,000 cycles

#### LIGHTING:

Light Source	Rating
Incandescent	(VDC) 6V, 12V, 24V
Neon	(VAC) 125V, 250V
LED	(VDC) 2V, 6V, 12V, 24V

**Mechanical Life:** 100,000 cycles

**Seal:** IP68S

**Operating Temp Range:** -40°C to +85°C

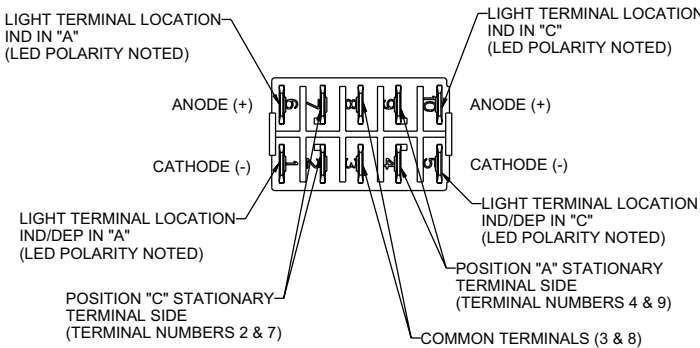
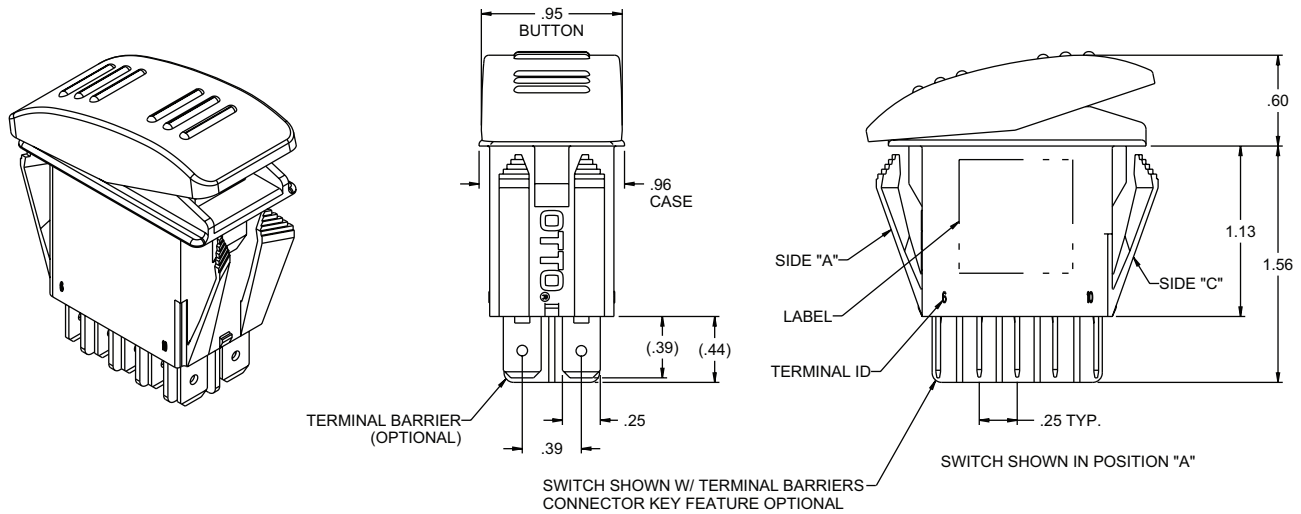
#### MATERIALS:

<b>Case:</b>	Thermoplastic
<b>Button:</b>	Thermoplastic
<b>Terminals/Contact:</b>	Brass, silver alloy with silver plate, gold flash for low level
<b>Terminal Hardware:</b>	K5 series recommended Quick Connect terminals: AMP 60253-2 for 12-16 AWG AMP 42100-2 for 14-18 AWG
<b>Mounting Hardware:</b>	None provided



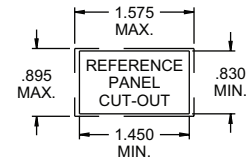
# SEALED, ILLUMINATED ROCKER SWITCHES

ATTRACTIVE & RUGGED FOR WET & DUSTY ENVIRONMENTS



TERMINAL LOCATIONS AS VIEWED FROM BOTTOM OF SWITCH  
(CASE REMOVED FOR CLARITY)  
CONTACT MADE IN OPPOSITE DIRECTION OF ROCKER TRAVEL

**MOUNTING OPENING:**  
PANEL THICKNESS RANGE OF .025 - .105 A GASKET IS RECOMMENDED  
PANEL THICKNESS RANGE OF .105 - .187 W/O GASKET  
PANEL OPENING: MIN. TYP. MAX.  
WIDTH .830 .863 .895  
LENGTH 1.450 1.513 1.575



SPECIAL CIRCUIT - ON-ON-ON SCHEMATIC			DPST - ON-NONE-OFF SCHEMATIC	DPDT - ON-NONE-ON SCHEMATIC	DPST - (ON)-NONE-OFF SCHEMATIC	DPDT - (ON)-NONE-ON SCHEMATIC
<p><b>GENERAL SCHEMATIC INFORMATION</b></p> <p>○—○ INDICATES MAINTAIN ACTION (FIXED POSITION)</p> <p>▼—○ INDICATES MOMENTARY ACTION (AUTOMATIC RETURN POSITION)</p> <p>FOR OTHER LIGHTING SCHEMATICS REPLACE FOLLOWING SYMBOLS:</p> <p> INCANDESCENT (REPLACE RESISTOR &amp; LED)</p> <p> NEON (REPLACE LED)</p>						
	DPDT - (ON)-OFF-(ON) SCHEMATIC	DPDT - ON-OFF-ON SCHEMATIC	DPDT - (ON)-OFF-ON SCHEMATIC	DPDT - ON-NONE-ON SCHEMATIC W/DEPENDENT LED IN "A"	DPDT - ON-NONE-ON SCHEMATIC W/DEPENDENT LED IN "C"	
DPDT - ON-NONE-ON SCHEMATIC W/INDEPENDENT LED IN "A"	DPDT - ON-NONE-ON SCHEMATIC W/INDEPENDENT LED IN "C"	DPDT - ON-NONE-ON SCHEMATIC W/DEPENDENT LED IN "A" & "C"	DPDT - ON-NONE-ON SCHEMATIC W/DEPENDENT LED IN "A" & INDEPENDENT LED IN "C"	DPDT - ON-NONE-ON SCHEMATIC W/INDEPENDENT LED IN "A" & DEPENDENT LED IN "C"	DPDT - ON-NONE-ON SCHEMATIC W/INDEPENDENT LED IN "A" & "C"	



SNAP-IN PANEL MOUNTING

## Standard Legends Per SAE Specifications

STANDARD LEGENDS PER SAE SPECIFICATIONS								
A1		ANCHOR	K2		UNLOCK	P5		BILGE BLOWER
B1		BATTERY	L1		LIGHT	R1		LIFT
B2		ELECTRIC POWER	L2		MASTER LIGHTING SWITCH	R2		LOWER
C1		AC/COOLING SYSTEMS	L3		HEADLIGHTS	R3		UP
C2		DEHUMIDIFIER	L4		HEADLIGHTS-LOW / DIPPED BEAM	R4		DOWN
C3		HEATER/INTERIOR HEATING	L5		HEADLIGHTS-HIGH / UPPER BEAM	R5		RIGHT
D1		WINDSHIELD DEFROSTER	L6		PARKING LIGHT	R6		LEFT
D2		REAR WINDOW DEFROSTER	L7		WORK LAMP	R7	FWD	FORWARD
D3		MIRROR DEFROSTER	L8		WORK LAMP	R8	REV	REVERSE
E1		ENGINE/START	L9		INTERIOR DOME LIGHT	S1		RADIO
E2		ENGINE/STOP	M1		BEACON	S2		MUTE
E3		ON/START	M2		HAZARD/POSITION LIGHTS	T1		FAST
E4	○	OFF/STOP	M3		CLEARANCE LIGHTS	T2		SLOW
E5	ON	ON	M4		SIDE MARKER LIGHT	T3		TRIM TAB / TRIMMING OPERATION
E6	OFF	OFF	M5		RUNNING LIGHTS (UNDER POWER)	T4		TRANSMISSION
E7		ENGINE ELECTRIC PREHEAT	M6		ANCHOR LIGHT	V1		VENTILATING / AC FAN
E8		ENGINE-GAS INJECTION	M7		RUNNING/ANCHOR LIGHTS	W1		WINDSHIELD WIPER
F1		FRONT FOG LIGHTS	M8		SEARCH LIGHT	W2		WINDSHIELD-WASHER
F2		REAR FOG LIGHTS	M9		LEFT TURN SIGNAL	W3		WINDSHIELD-WASHER/WIPER
G1		FUEL	MA		RIGHT TURN SIGNAL	W4		REAR WINDOW WIPER
H1		HORN	P1		BILGE PUMP #1	W5		REAR WINDOW-WASHER
H2		HORN REAR	P2		BILGE PUMP #2	W6		REAR WINDOW-WASHER/WIPER
K1		LOCK	P3		BILGE PUMP #3	ZZ		NO LEGEND
			P4		BILGE PUMP			

For legends not shown, please consult an OTTO representative.