

Main

Range of product	OsiSense XG
Product or component type	Electronic tag
RFID electronic tag name	XGHB
RFID frequency	13.56 MHz
Design	ISO badge
Memory capacity	256 B
Station name	XGCS
[Sn] nominal sensing distance	3.94 in (100 mm) with XGCS89 5.91 in (150 mm) with XGCS49 + field expander XGFEC2525 2.76 in (70 mm) with XGCS49 3.54 in (90 mm) with XGCS49 + field expander XGFEC540 3.94 in (100 mm) with XGCS85
Outer dimension	54 x 85.5 x 1 mm
Quantity per set	Set of 10
Read time	12 + 0.825 x (number of 16-bit words) ms
Write time	20 + 11.8 x (number of 16-bit words) ms
IP degree of protection	IP65

Complementary

Memory type	EEPROM
Memory operation	Read/write
Number of read cycles	Unlimited
Number of write cycles	2500000 at 86 °F (30 °C) 100000 at -13...122 °F (-25...50 °C)
Passing speed of object	With XGCS49 (read a serial number) With XGCS49 (read a word) With XGCS49 (read or write 10 words) With XGCS89 (read a serial number) With XGCS89 (read a word) With XGCS89 (read or write 10 words) With XGCS85 (read a serial number) With XGCS85 (read a word) With XGCS85 (read or write 10 words)
Data retention time	10 yr
Material	PVC (polyvinyl chloride)
Product weight	0.01 lb(US) (0.005 kg)

Environment

standards	ISO 15693
ambient air temperature for operation	-13...122 °F (-25...50 °C)
ambient air temperature for storage	-40...131 °F (-40...55 °C)
vibration resistance	2 mm (f = 5...29.5 Hz) conforming to EN 60068-2-6 7 gn (f = 29.5...150 Hz) conforming to EN 60068-2-6
shock resistance	30 gn 11 ms conforming to EN 60068-2-27
IK degree of protection	IK02 conforming to EN 50102

Offer Sustainability

Green Premium product	Green Premium product
-----------------------	-----------------------

The information provided in this documentation contains general descriptions and/or technical characteristics of the products contained herein. This documentation is not intended as a substitute for and is not to be used for determining suitability or reliability of these products for specific user applications. It is the duty of any such user or integrator to perform the appropriate and complete risk analysis, evaluation and testing of the products with respect to the relevant specific application or use thereof. Neither Schneider Electric Industries SAS nor any of its affiliates or subsidiaries shall be responsible or liable for misuse of the information contained herein.

Compliant - since 0727 - Schneider Electric declaration of conformity Compliant - since 0727 - Schneider Electric declaration of conformity

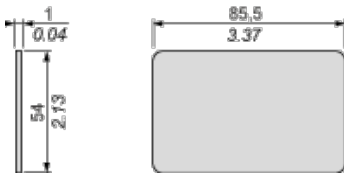
Reference not containing SVHC above the threshold	Reference not containing SVHC above the threshold
Available	Available
Available	Available
WARNING: This product can expose you to chemicals including:	WARNING: This product can expose you to chemicals including:
Diisononyl phthalate (DINP), which is known to the State of California to cause cancer, and	Diisononyl phthalate (DINP), which is known to the State of California to cause cancer, and
Di-isodecyl phthalate (DIDP), which is known to the State of California to cause birth defects or other reproductive harm.	Di-isodecyl phthalate (DIDP), which is known to the State of California to cause birth defects or other reproductive harm.
For more information go to www.p65warnings.ca.gov	For more information go to www.p65warnings.ca.gov

Contractual warranty

Warranty period	18 months
-----------------	-----------

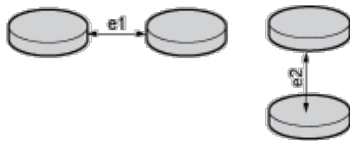
Dimensions

Updatable Code Electronic Tags



Minimum Mounting Distances

Distance Between Tags



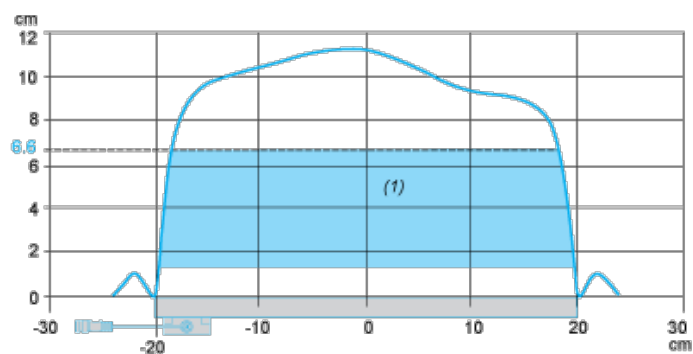
XGCS4901201 smart antenna (format 40)		XGCS8•• smart antennas (format 80)	
e1	e2	e1	e2
35	60	110	140

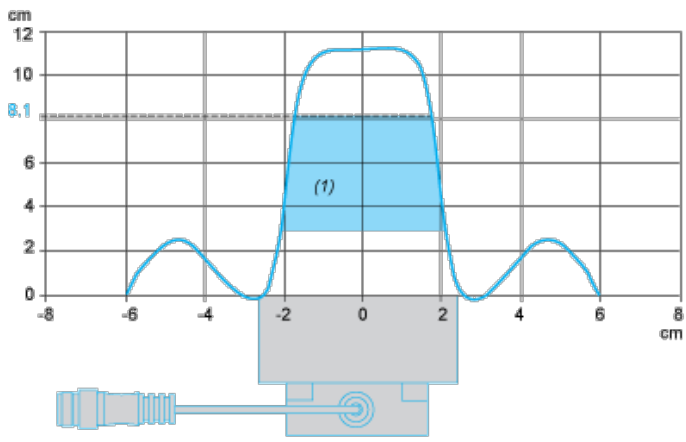
Minimum Mounting Distances in a Metal Structure

No metal parts within 25 mm of the tag

Curves

Dialogue Zones for Field Expanders

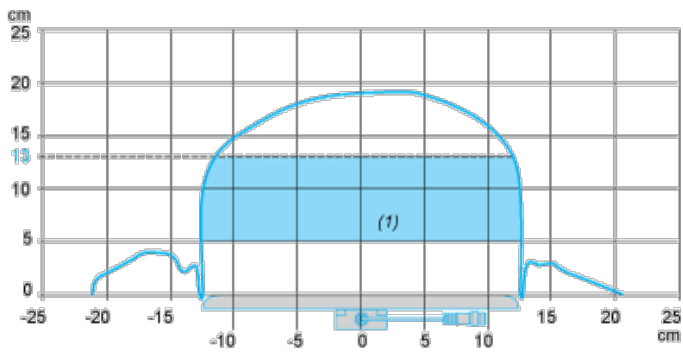




(1) Recommended working zone.

Curves

Dialogue Zones for Field Expanders



(1) Recommended working zone.