

THIS DRAWING IS UNPUBLISHED.

RELEASED FOR PUBLICATION

2013

© COPYRIGHT 2013 BY -

ALL RIGHTS RESERVED.

LOC -

DIST -

REVISIONS

P	LTR	DESCRIPTION	DATE	DWN	APVD
	1	FIRST ISSUE	08MAY2013	KR	JC
	A	PARTS RELEASED FOR PRODUCTION	19NOV2013	KR	JC



NOTES:

1) FOR ALL POLARISATION KEYS SEE TABLE ON SHEET 2 OF 2.

2) TE LOGO

3) RATED VOLTAGE

4) RATED CURRENT AND CABLE SIZE

5) PARTS UNDER APPROVAL ACCORDING TO IEC 61535. PARTS TO BE TESTED ACCORDING TO INTERNAL TE ENDURANCE TESTS PROCEDURE

COLOUR	POL. KEYING	DESCRIPTION	DRAWING REFERENCE	REV.
BLACK	E-E	T-SPLITTER 5 POS CONN. NECTOR* M-LINE 5 POS	1-1879995-5	A
BLACK	D-D	T-SPLITTER 5 POS CONN. NECTOR* M-LINE 5 POS	1-1879995-4	A
BLACK	C-C	T-SPLITTER 5 POS CONN. NECTOR* M-LINE 5 POS	1-1879995-3	A
BLACK	B-B	T-SPLITTER 5 POS CONN. NECTOR* M-LINE 5 POS	1-1879995-2	A
BLACK	A-A	T-SPLITTER 5 POS CONN. NECTOR* M-LINE 5 POS	1-1879995-1	A
NATURAL	E-E	T-SPLITTER 5 POS CONN. NECTOR* M-LINE 5 POS	1879995-5	A
NATURAL	D-D	T-SPLITTER 5 POS CONN. NECTOR* M-LINE 5 POS	1879995-4	A
NATURAL	C-C	T-SPLITTER 5 POS CONN. NECTOR* M-LINE 5 POS	1879995-3	A
NATURAL	B-B	T-SPLITTER 5 POS CONN. NECTOR* M-LINE 5 POS	1879995-2	A
NATURAL	A-A	T-SPLITTER 5 POS CONN. NECTOR* M-LINE 5 POS	1879995-1	A

THIS DRAWING IS A CONTROLLED DOCUMENT.

DWN 08MAY2013 K. RAGHAVENDRA

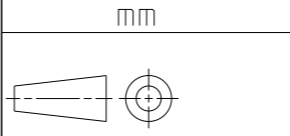
CHK 08MAY2013 M. ZUCCA

APVD 08MAY2013 J. CATCHPOLE

NAME T-SPLITTER CONNECTOR NECTOR* M-LINE 5 POS

DIMENSIONS: mm

TOLERANCES UNLESS OTHERWISE SPECIFIED:



0 PLC	±
1 PLC	±
2 PLC	±0.3
3 PLC	±0.2
4 PLC	±
ANGLES	±3°

MATERIAL -

FINISH -

PRODUCT SPEC -

APPLICATION SPEC -

WEIGHT -

SIZE	CAGE CODE	DRAWING NO	RESTRICTED TO
A3	00779	©-1879995	-

Customer Drawing

SCALE 1:1

SHEET 1 OF 2

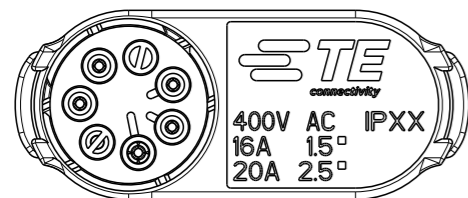
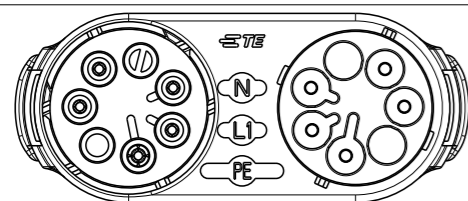
REV A

TE Connectivity

P	LTR	DESCRIPTION	DATE	DWN	APVD
-	-	SEE SHEET 1	-	-	-

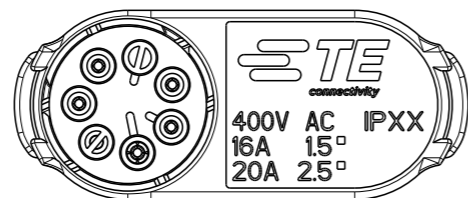
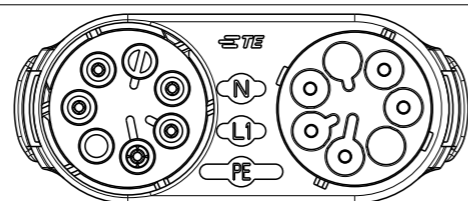
POLARISATION KEYS

TYPE "A-A"



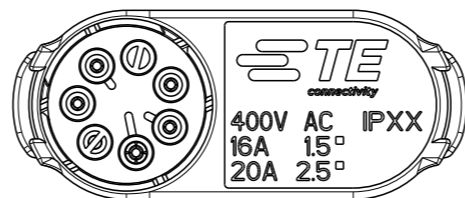
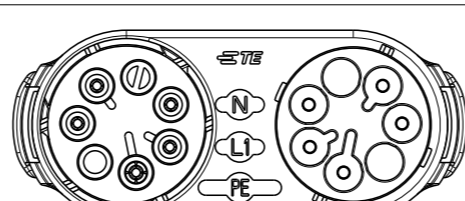
P/N 1879995-1 AND P/N 1-1879995-1

TYPE "B-B"



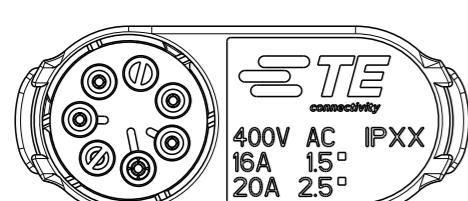
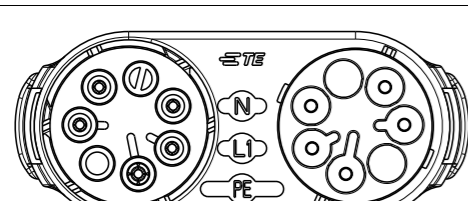
P/N 1879995-2 AND P/N 1-1879995-2

TYPE "C-C"



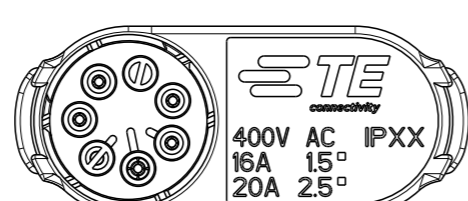
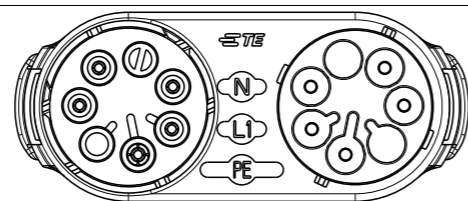
P/N 1879995-3 AND P/N 1-1879995-3

TYPE "D-D"

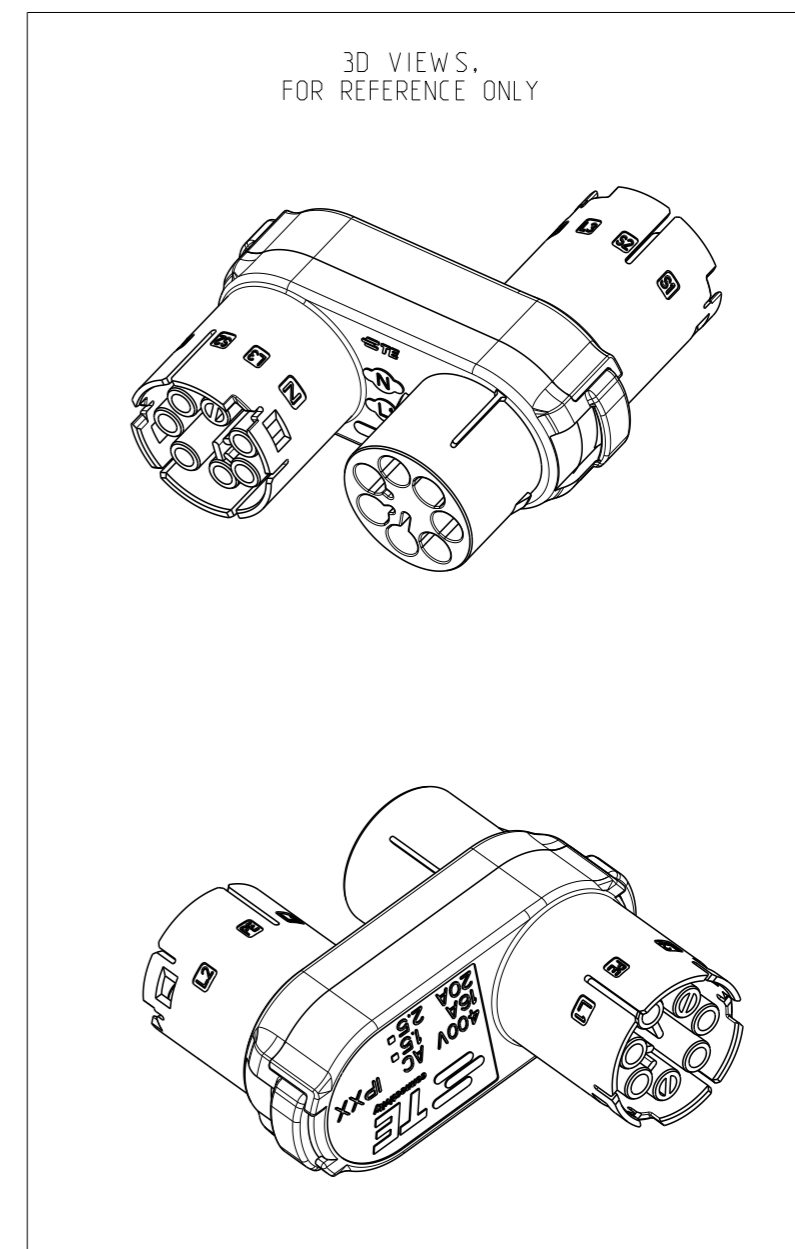


P/N 1879995-4 AND P/N 1-1879995-4

TYPE "E-E"



P/N 1879995-5 AND P/N 1-1879995-5



THIS DRAWING IS A CONTROLLED DOCUMENT.

DIMENSIONS:	TOLERANCES UNLESS OTHERWISE SPECIFIED:
mm	
	0 PLC ±
	1 PLC ±
	2 PLC ±0.3
	3 PLC ±0.2
	4 PLC ±
	ANGLES ±3°
MATERIAL -	FINISH -

DWN	08MAY2013
CHK	K. RAGHAVENDRA
APVD	08MAY2013
PRODUCT SPEC	M. ZUCCA
APPLICATION SPEC	J. CATCHPOLE
WEIGHT	-

		NAME		RESTRICTED TO
		T-SPLITTER CONNECTOR NECTOR* M-LINE 5 POS		
SIZE	CAGE CODE	DRAWING NO		
A3	00779	©-1879995		