



THREE FLANGE DUAL PRIMARY 2.5VA PC BOARD POWER TRANSFORMER



MODEL NUMBER
PL2.5-XX-130B

REV. Status

REVISION -
10/22/99 TS

REVISION A
CHANGED F
SEE PG. 2
11/22/99 TS

REVISION B
CORRECTION
TO SCHEMATIC
PAGE 2.
12/13/00 TS

REVISION C
ADDED RoHS &
UPDATED LABEL.
REMOVED CSA
LR69223
01/26/06 MP

REVISION D
CHG TUV FILE #
WAS 810/89
(EN60950 & VDE
0551). CLARIFIED
PIN OUTS
04/18/07 YS

REVISION E
UPDATED SAFETY
11/15/07 YS

REVISION F
UPDATED SAFETY
10/19/12 MP

REVISION G
SAFETY NOTES
ADDED
03/20/13 MP

A. Electrical Specifications (@ 25 C)

1. Maximum Power: 2.5VA
2. Primary Voltage and Frequency: 115/230VAC 50/60Hz
3. Secondary RMS rating: See tabulation in Table A
4. Voltage Regulation: 31% TYP @ full load to no load
5. Temperature Rise(normal op. cond.): 30°C TYP (45°C MAX)
6. A 10% Input Voltage change will proportionally affect transformer sec voltage. The max. allowed wdg temp under abnormal condition is 155°C
7. Insulation Resistance:
100MΩ MIN @ 500VDC, Pri to Sec, Pri to Core, Sec to Core
8. Dielectric Withstand: 3750Vrms 1 minute @ Pri to Sec
1500Vrms 1 minute @ Pri to Core, Sec to Core

B. Marking: includes input and output ratings (per sheet 2)

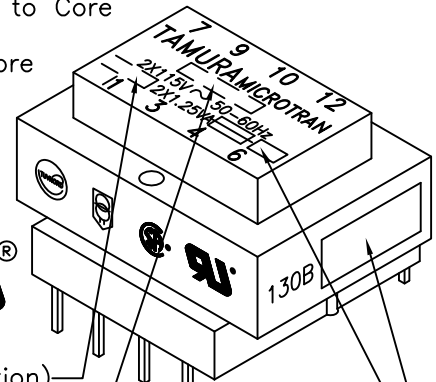
C. Safety:

Conforms to construction requirement of:
UL5085-1, -2; CSA No. 66.1, 66.2
(from Datecode 1244 and onwards).
UL506, UL1411
UL1446 (CLASS 130(B))
EN61558-1, -2-6



Safety certificate file reference:
UL E138028, E79781, E92957
CSA 175561
TUV (P.S.) 4478013415698

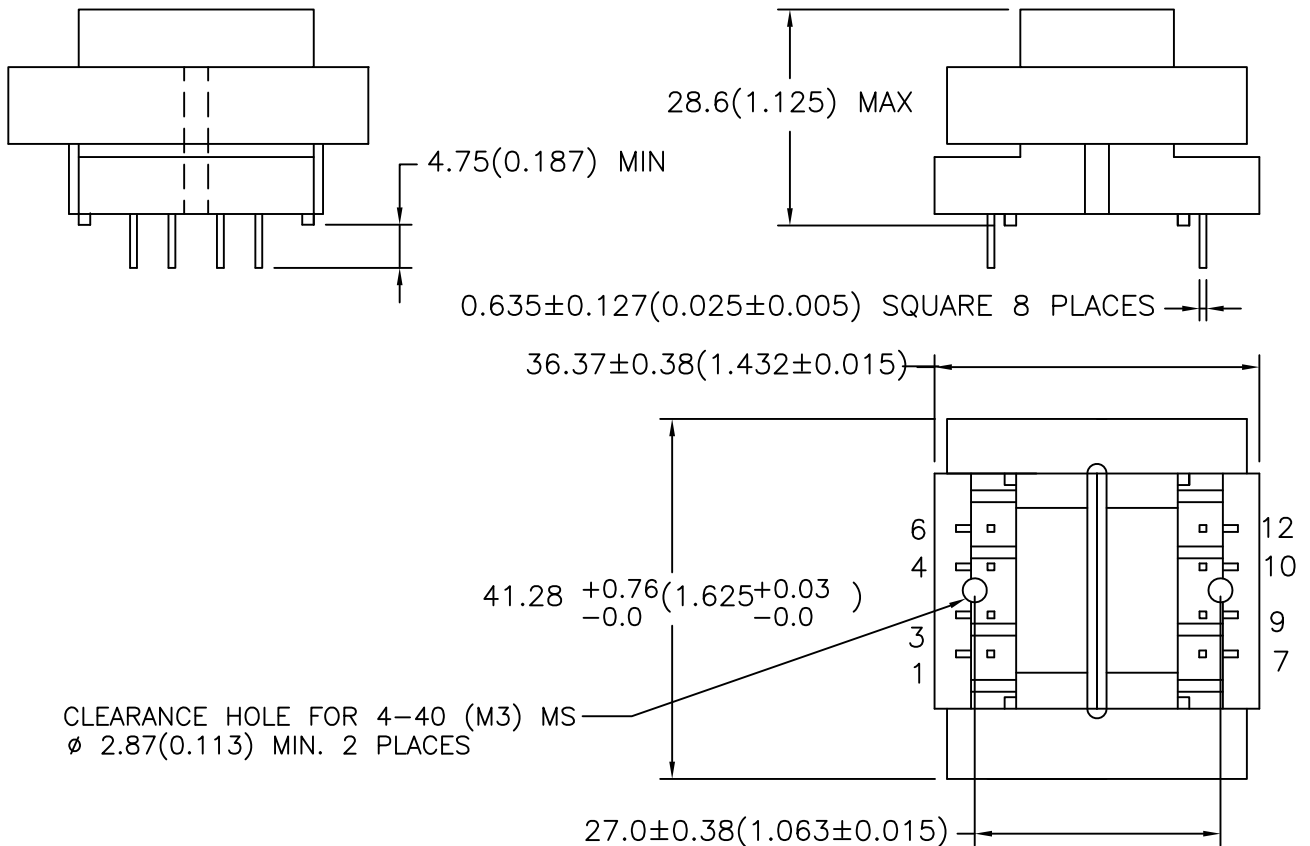
Output (see tabulation)
Part No. (see tabulation)
Fuse rating (see tabulation)



Non short-circuit proof safety isolating transformer.
Intended for mounting on PCBs and for building into end use-equipment.
Not intended for series/parallel connection with other transformers.
Mounting hardware may reduce spacing in end use application.

D. Mechanical Specifications:

Date code and country of origin



TOLERANCES (mm)	
≤ 4	± 0.2
4 ≤ 20	± 0.3
20 ≤ 50	± 0.4

PREPARED BY:
Mathi Pitchai

NOTE: BOARD WASHING IS NOT RECOMMENDED FOR THESE PARTS

ENGINEER:
Mathi Pitchai

DWG CONTROL NO. REV
P-A1-12226 G
ACAD\MXFMR\A1122261.DWG

POWER TRANSFORMER

PL2.5-XX-130B

SAFETY ENGINEER
B. Oconnel

CONTENTS OF THIS DRAWING ARE SUBJECT TO CHANGE WITHOUT PRIOR NOTICE

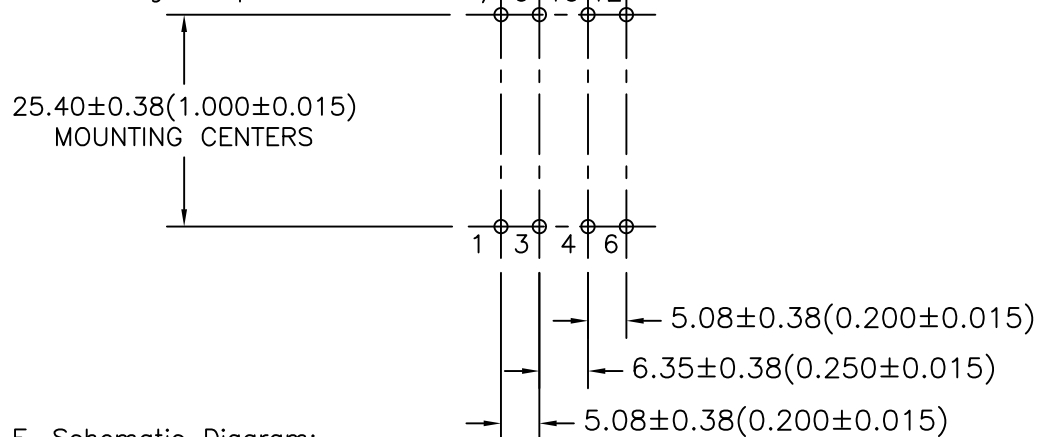
TAMURA CORPORATION OF AMERICA
43352 BUSINESS PARK DRIVE, TEMECULA, CA. 92590-6624
(951) 699-1270 FAX 9516769482

MODEL SPECIFICATION
DIM: mm(In) SCL: 1/1 SH: 1 OF 2

APPROVED:
Peter Brune

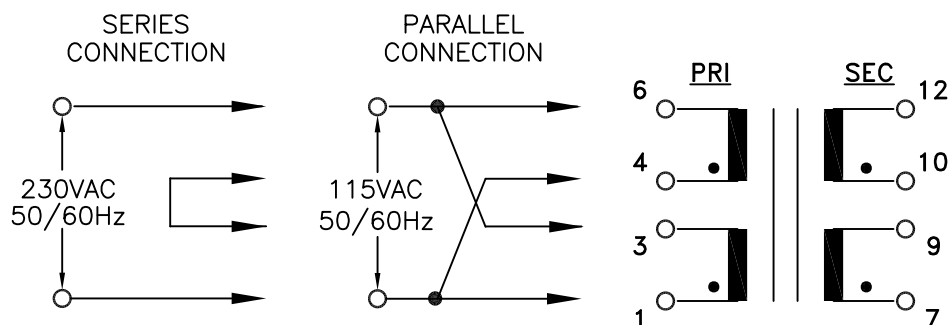
PROPRIETARY NOTICE: THIS DRAWING PRINT OR DOCUMENT AND SUBJECT MATTER DISCLOSED HEREIN ARE PROPRIETARY ITEMS TO WHICH TAMURA RETAINS THE EXCLUSIVE RIGHT OF DISSEMINATION, REPRODUCTION, MANUFACTURE AND SALE. THIS DRAWING, PRINT OR DOCUMENT IS SUBMITTED IN CONFIDENCE FOR CONSIDERATION BY THE RECIPIENT ALONE UNLESS PERMISSION FOR FURTHER DISCLOSURE IS EXPRESSLY GRANTED IN WRITING.

E. Mounting Footprint:

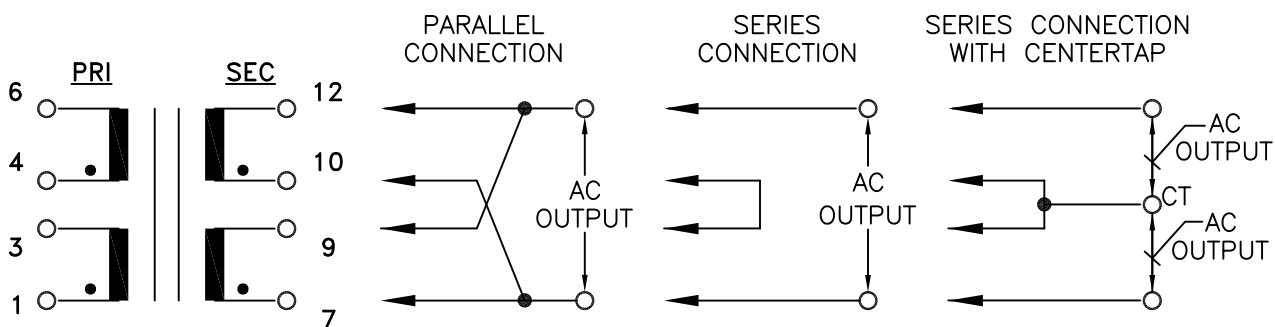


F. Schematic Diagram:

PRIMARY INPUT CONNECTIONS



SECONDARY OUTPUT CONNECTIONS



G. Table A:

T = Time lag

PART NO.	PARALLEL		SERIES		SERIES WITH CT		OUTPUT	SECONDARY FUSE REQ'D EA. WINDING
	AC VOLTS	RMS AMPS	AC VOLTS	RMS AMPS	AC VOLTS	RMS AMPS		
PL2.5-10-130B	5.0	0.50	10.0	0.25	5.0-CT-5.0	0.25	2X5.0V	T 0.25A
PL2.5-12-130B	6.3	0.40	12.6	0.20	6.3-CT-6.3	0.20	2X6.3V	T 0.20A
PL2.5-16-130B	8.0	0.30	16.0	0.15	8.0-CT-8.0	0.15	2X8.0V	T 0.16A
PL2.5-20-130B	10.0	0.24	20.0	0.12	10.0-CT-10.0	0.12	2X10.0V	T 0.125A
PL2.5-24-130B	12.0	0.20	24.0	0.10	12.0-CT-12.0	0.10	2X12.0V	T 0.10A
PL2.5-28-130B	14.0	0.18	28.0	0.09	14.0-CT-14.0	0.09	2X14.0V	T 0.10A
PL2.5-36-130B	18.0	0.14	36.0	0.07	18.0-CT-18.0	0.07	2X18.0V	T 0.08A

PREPARED BY:
Mathi Pitchai

ENGINEER:
Mathi Pitchai

SAFETY ENGINEER
B. Oconnel

APPROVED:
Peter Brune

DWG CONTROL NO. P-A1-12226
ACAD\MXFMR\A1122262.DWG
REV G

POWER TRANSFORMER

TAMURA CORPORATION OF AMERICA
43352 BUSINESS PARK DRIVE, TEMECULA, CA. 92590-6624
(951) 699-1270 FAX 9516769482

PL2.5-XX-130B

MODEL SPECIFICATION

DIM: mm(In) SCL: 1/1 SH: 2 OF 2

PROPRIETARY NOTICE: THIS DRAWING PRINT OR DOCUMENT AND SUBJECT MATTER DISCLOSED HEREIN ARE PROPRIETARY ITEMS TO WHICH TAMURA RETAINS THE EXCLUSIVE RIGHT OF DISSEMINATION, REPRODUCTION, MANUFACTURE AND SALE. THIS DRAWING, PRINT OR DOCUMENT IS SUBMITTED IN CONFIDENCE FOR CONSIDERATION BY THE RECIPIENT ALONE UNLESS PERMISSION FOR FURTHER DISCLOSURE IS EXPRESSLY GRANTED IN WRITING.