

# SPRING-LOADED PINS

## DISCRETE SPRING-LOADED CONTACTS • SURFACE MOUNT

### 0910-0

0910-0-57-20-76-14-11-0

Short stroke, Surface mount  
Packaged on 16mm wide carrier tape:  
2,000 parts per 13" reel.



### 0910-1 ⇨ 4

0910-X-57-20-75-14-11-0

Standard stroke, Surface mount  
Packaged on carrier tape.  
See chart for tape width and qty. per reel



Basic Part Number	Length A
0910-1	.177
0910-2	.197
0910-3	.217
0910-4	.236

Basic Part Number	Tape Width	Quantity per Reel
0910-1	16mm	1,500
0910-2	24mm	1,100
0910-3	24mm	1,100
0910-4	24mm	1,100

### 0910-8

0910-8-57-20-76-14-11-0

Short stroke, Surface mount  
Packaged on 16mm wide carrier tape:  
1,800 parts per 13" reel.



### 0967

0967-0-15-20-75-14-11-0

Standard stroke, Horizontal surface mount  
Also available on 16mm wide carrier tape: 2,200 parts per 13" reel. Order as: 0967-0-58-20-75-14-11-0



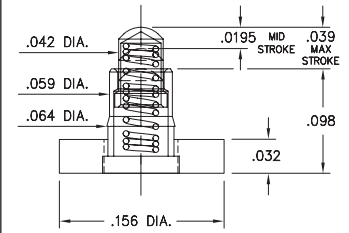
P.C.B. Layout



### 0990-0

0990-0-50-20-76-14-11-0

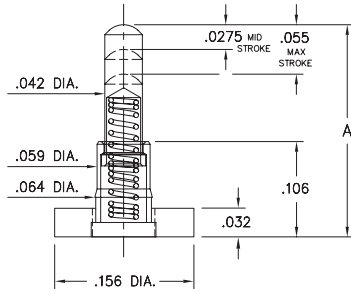
Short stroke, Surface mount, Large base



### 0990-1 ⇨ 4

0990-X-50-20-75-14-11-0

Standard stroke, Surface mount, Large base

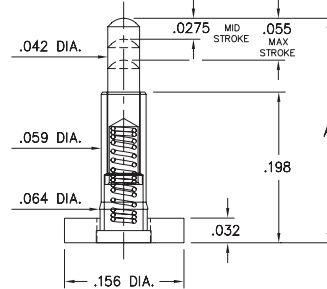


Basic Part Number	Length A
0990-1	.177
0990-2	.197
0990-3	.217
0990-4	.236

### 0997-0 ⇨ 9

0997-X-50-20-75-14-11-0

Standard stroke, Surface mount, Large base, Mid profile



Basic Part Number	Length A
0997-0	.255
0997-1	.275
0997-2	.295
0997-3	.315
0997-4	.335
0997-5	.350
0997-6	.370
0997-7	.390
0997-8	.410
0997-9	.430

#### Material Specifications:

**Sleeve & Plunger Material:** Copper Alloy  
**Spring Material:** Beryllium Copper  
**Sleeve & Plunger Finish:** 20 μ" Gold over Nickel  
**Spring Finish:** 10 μ" Gold over Nickel  
**Dimensions: Inches**  
**Tolerances On:** Lengths: ±.006  
 Diameters: ±.002  
 Angles: ±2°



#### Mechanical & Electrical Specifications:

**Durability:** 1,000,000 cycles  
**Current Rating:** 2A continuous, 3A peak  
**Contact Resistance:** 20 mΩ max.  
**Environmental Specifications:**  
**Operating temperature range:** -55/+125° C

**75, 76 Springs are not interchangeable**

Order Code: 09XX - X - XX - 20 - **7X** - 14 - 11 - 0

Spring Number

Spring Number	Mid. Stroke	Max. Stroke	Force @ Mid. Stroke	Initial Force (Pre-Load)
75	.0275	.055	60 g	25 g
76	.0195	.039	60 g	25 g

